


GENERAL CATALOGUE



Worldwide Fitness Company



DESIGN
& MADE
IN ITALY



MADE IN ITALY

PANATTA È LA PIÙ LONGEVA AZIENDA ITALIANA NEL SETTORE DEL FITNESS, UNICA A REALIZZARE MACCHINARI COMPLETAMENTE MADE IN ITALY.

NATA 5 DECENNI FA DALLA PASSIONE DI RUDY PANATTA, L'AZIENDA FONDA LE PROPRIE RADICI NELLE ORIGINI DELLA CULTURA FISICA.

IL SUCCESSO DEL BRAND PANATTA NEL MONDO È STATO POSSIBILE GRAZIE AL TOTALE CONTROLLO DEL CICLO DI SVILUPPO E DEL PROCESSO PRODUTTIVO DI OGNI SINGOLO MACCHINARIO, LE CUI FASI SI SVOLGONO TUTTE ALL'INTERNO DELL'AZIENDA. L'AZIENDA SI SVILUPPA SU OLTRE 20.000 m² COPERTI DI STABILIMENTI DI PROPRIETÀ SITUATI NEL CUORE DELLA REGIONE MARCHE.

HEADQUARTER

- Sede legale e amministrativa
- Direzione commerciale e marketing
- Showroom di oltre 1200 m² con più di 220 macchinari da poter visionare e provare
- Progettazione e sviluppo formata da un team di ingegneri e designer
- Sede operativa assistenza e spedizione ricambi

STABILIMENTI PRODUTTIVI

- Officina prototipazione
- Laboratorio test e collaudi
- Reparto meccanica dotato di oltre 16 postazioni di saldatura manuale, robot di saldatura tridimensionale a 10 assi e centri di lavoro a controllo numerico
- Centro automatizzato di produzione dei mattoni contrappesi comprensivo di taglio, foratura e lavorazioni di finitura (1 mattone ogni 38 secondi)
- Reparto stampaggio poliuretano con doppio impianto per produzione flessibile (imbottiture) e integrale (pedane, cloche, ecc.)
- Impianto di verniciatura a polvere in linea: sabbiatrice per la pulizia dei pezzi, 3 cabine di verniciatura con impianto robotizzato, forno di cottura e trascinatore aereo lungo 250 m che consegna il prodotto finito direttamente al reparto assemblaggio. Impianto operativo su più turni di lavoro
- Reparti montaggio isotonico e cardio fitness
- Controllo qualità e collaudo finale di ogni singolo prodotto realizzato
- Sede logistica e spedizione merce con sistema di imballaggio robotizzato

CHI SCEGLIE IL BRAND PANATTA SPOSA UNA STORIA, UNA TRADIZIONE, UN'ECCELLENZA BIOMECCANICA E UNA QUALITÀ SENZA PARAGONI.



Worldwide Fitness Company

**5 DECADES OF HISTORY
THE SAME COMPANY
PROPERTY OVER
THE YEARS**

**50 ANNI DI STORIA
SEMPRE LA STESSA,
ED UNICA PROPRIETÀ**

DESIGN
& MADE
IN ITALY


PANATTA HEADQUARTER ITALY

DESIGN
& MADE
INITALY



CERTIFICATIONS





PANATTA SHOWROOM ITALY - 1200 sqm

WIDEST VARIETY OF EQUIPMENT
DISPLAYED/ MORE THAN 220 UNITS



CERTIFICATIONS



GENERAL CATALOGUE

CARDIO

8

PININFARINA

TOUCH

10

LED - NEW GOLD

18

FENIX

TOUCH

24

LED

32

STRENGTH

40

MONOLITH

44

XP LUX

56

FIT EVO (*machines / benches*)

70

SEC (*machines / benches*)

96

FREEWEIGHT HP (*machines / benches*)

114

ACCESSORIES

136

FUNCTIONAL

144

DFC - DYNAMIC FUNCTIONAL CAGE

144

INSIDE

158

DUAL ADJUSTABLE PULLEY

164

FLEXIBILITY

170

STRETCHING BENCHES

170

KIDS SYSTEM

174

KIDS SYSTEM

174

GROUP ACTIVITIES

180

RACE WALKER

180

AEROBIC

182

INTERIOR DESIGN

186

INTERIOR

186

SERVICES / REFERENCES

192

MARKETING SUPPORT / AFTER SALES

SERVICES / LAY OUT / REFERENCES

ATELIER

210



PANATTA CARDIO FITNESS MAIN FEATURES

DESIGN AND MADE IN ITALY

THE PANATTA CARDIO FITNESS IS A PERFECT COMBINATION OF SHAPE AND TECHNOLOGY, BEAUTY AND FUNCTIONALITY. 100% MADE IN ITALY.

MAXIMUM CUSTOMIZATION.

THE BEST QUALITY/PRICE RATIO

MAXIMUM FUNCTIONALITY WITH A VALUE FOR MONEY THAT ONLY PANATTA CAN OFFER.

AUTROLUBRICATION

FOR THE CARDIO LINES PANATTA CHOOSES MATERIALS FROM THE AUTOMOTIVE WORLD AND INTRODUCED AN AUTOMATIC LUBRICATION SYSTEM THAT SAVES UP TO € 1.000 IN THE FIRST THREE YEARS OF RUNNER MAINTENANCE.

PROFESSIONAL AND USER FRIENDLY

TRAINING PROGRAMS SUITED FOR EVERY USER, FROM THE ENTRY-LEVEL TO THE PROFESSIONALS OF DIFFERENT SPORTS. GRAPHIC INTERFACE USER FRIENDLY, INTUITIVE AND MODERN.





pininfarina

Worldwide Fitness Company

PININFARINA CARDIO TOUCH

La linea cardiofitness che ha fatto invecchiare di 10 anni tutta la concorrenza. La più copiata! Un nome leggendario per tutti gli amanti delle auto sportive portavoce di uno stile inconfondibile nel mondo, firma la nuova linea di macchine Panatta. Un nuovo cardiofitness che coniuga il perfetto incontro tra forma e tecnologia, tra bellezza e funzionalità.

The cardio fitness line that has aged the keen competition of 10 years. The most imitated! A legendary name in the world of sports cars and the envoy of an unmistakable style throughout the world has designed the new line of panatta cardio fitness machines. A new concept in cardio fitness that represents the perfect union of form and technology, beauty and functionality.

n° machines: 4

Find more



FR. La ligne cardiofitness qui a fait vieillir de 10 ans toutes les autres. La plus copiée! Un nom légendaire pour tous les amoureux des voitures de sport, chef de file d'un style unique au monde, signe la nouvelle ligne de machines cardio fitness Panatta. Une nouvelle machine cardio fitness qui concilie l'alliance parfaite entre forme et technologie, entre beauté et fonctionnalité.

ES. La línea cardio-fitness que ha echo envejecer de 10 años todas las demás líneas de la competencia. La más copiada! Un nombre legendario para todos los amantes de los coches deportivos, portavoz de un estilo inconfundible en el mundo, firma la nueva línea de máquinas cardiofitness Panatta. Un nuevo cardiofitness que conjuga la combinación perfecta entre forma y tecnología y entre belleza y funcionalidad.

DE. Die cardiofitness-linie hat gegenüber der Konkurrenz einen Vorsprung von 10 Jahren geschaffen. Sie ist die meistkopierte Linie! Der für alle Liebhaber sportlicher Automobile legendäre Name, Ausdruck eines weltweit unverwechselbaren Stils, zeichnet verantwortlich für die neue Linie der Kardiofitness-Maschinen von Panatta. Eine neue Kardiofitness, perfekte Verbindung von Form und Technologie, Schönheit und Funktionalität.

RU. Линия для кардиотренировок, которая отодвинула назад на 10 лет всех конкурентов. самая копируемая другими производителями! Легендарное имя для всех любителей спортивных машин, синоним уникального в мире стиля, становится лицом новой линии оборудования для занятий кардиофитнесом компании Panatta. Новый вид кардиофитнеса, который прекрасно сочетает в себе форму и технологию, красоту и функциональность.

AR. خط Cardiofitness الذي يسبق المنافسين بـ 10 سنوات. وهو الأكثر تقليدا! اسم لامع بين جميع عشاق السيارات الرياضية. ويعتبر ناطق رسمي باسم طراز مميز في العالم. بحيث قام بوضع نوقبه على التشكيلة الجديدة لماكينات لياقة القلب التي تقوم بصنعها شركة Panatta. لياقة جديدة للقلب. جمع بداخلها لغاء تام ما بين الشكل والتكنولوجيا وما بين الجمال والعملية.

DESIGN
& MADE
INITALY

YOUR PERSONAL WORKOUT

SET YOUR DATA

SET AGE

SET WEIGHT

30

Years

70

Kg

PANATTA

MULTI-TOUCH SCREEN

DISPLAY HD 15' LED

MAXIMUM BRIGHTNESS AND VISIBILITY OF THE PARAMETERS. A DISPLAY DESIGNED TO LAST FOREVER AND LOWER THE ENERGY CONSUMPTION.

CAPACITIVE MULTI-TOUCH SCREEN

MULTI TOUCH SCREEN, 5 POINTS FOR AN INCREDIBLE EXPERIENCE AND USER INTERACTION.

RELIABILITY

GLASS TOUCH-SCREEN WITH TEMPERED 4 MM THICKNESS, GUARANTEE OF RESISTANCE AGAINST BREAKAGES AND SCRATCHES. INDUSTRIAL COMPONENT FOR A LONG LASTING RELIABILITY OF PROFESSIONAL USE.

IMPERMEABILITY

ASSEMBLY TOUCH SCREEN IN ASEPTIC ENVIRONMENT WITH WATERPROOF GUARANTEE.

RUNNER - TOUCH







1PPT603








ELLIPTICAL - TOUCH

1PPT604



-  Touch Screen
-  Design
-  Automatic Lubrication
-  Training Programs
-  Rapid Touch Control
-  **ES** Energy Saving

Inclination	0-15%	Machine Weight	227 kg	Rated engine power	3 HP	Warranty frame	7 years
Speed	0,5/25 Km/h	Treadmill surface (LxW)	155x52 cm	Engine Power (peak)	7 HP	Internet Connection	Yes
Dimensions (LxWxH)	231x98x152 cm	Power Supply	230 VAC 50/60 Hz	Max. absorbed power	2300 VA	TV: DVB-T/T2, H.264	standard
						TV: DVB-C, ATSC	optional

-  Touch Screen
-  Design
-  Training Programs
-  Rapid Touch Control
-  **ES** Energy Saving

Difficulty Levels	32	Machine Weight	164 kg	Resistance system	electromagnetic	Warranty frame	7 years
Resistance	500 W	Stride Length	52 cm	Power Supply	100-230 VAC 50/60 Hz	Internet Connection	Yes
Dimensions (LxWxH)	230x70x175 cm	Transmission system	belt	Power Consumption	40 VA	TV: DVB-T/T2, H.264	standard
						TV: DVB-C, ATSC	optional

BIKE - TOUCH

1PPT601



HORIZONTAL BIKE - TOUCH

1PPT602



Touch Screen
 Design
 Training Programs
 Rapid Touch Control
 ES Energy Saving

Difficulty levels	32	Machine Weight	76 kg	Power Supply	100-230 VAC 50/60 Hz	Internet Connection	Yes
Resistance	500 W	Transmission system	belt	Power Consumption	40 VA	TV: DVB-T/T2, H.264	standard
Dimensions (LxWxH)	116x55x149 cm	Resistance system	electromagnetic	Warranty frame	7 years	TV: DVB-C, ATSC	optional

Touch Screen
 Design
 Training Programs
 Rapid Touch Control
 ES Energy Saving

Difficulty levels	32	Machine Weight	95 kg	Power Supply	100-230 VAC 50/60 Hz	Internet Connection	Yes
Resistance	500 W	Transmission system	belt	Power Consumption	40 VA	TV: DVB-T/T2, H.264	standard
Dimensions (LxWxH)	155x66x127 cm	Resistance system	electromagnetic	Warranty frame	7 years	TV: DVB-C, ATSC	optional



pininfarina

Worldwide Fitness Company


PININFARINA NEW GOLD

La linea cardiofitness che ha fatto invecchiare di 10 anni tutta la concorrenza. La più copiata! Un nome leggendario per tutti gli amanti delle auto sportive, portavoce di uno stile inconfondibile nel mondo, firma la nuova linea di macchine Panatta. Un nuovo cardiofitness che coniuga il perfetto incontro tra forma e tecnologia, tra bellezza e funzionalità.

The cardio fitness line that has aged the keen competition of 10 years. The most imitated! A legendary name in the world of sports cars and the envoy of an unmistakable style throughout the world has designed the new line of panatta cardio fitness machines. A new concept in cardio fitness that represents the perfect union of form and technology, beauty and functionality.

n° machines: 4

Find more



FR. La ligne cardiofitness qui a fait vieillir de 10 ans toutes les autres. La plus copiée! Un nom légendaire pour tous les amoureux des voitures de sport, chef de file d'un style unique au monde, signe la nouvelle ligne de machines cardio fitness panatta. Une nouvelle machine cardio fitness qui concilie l'alliance parfaite entre forme et technologie, entre beauté et fonctionnalité.

ES. La línea cardio-fitness que ha echo envejecer de 10 años todas las demás líneas de la competencia. La más copiada! Un nombre legendario para todos los amantes de los coches deportivos, portavoz de un estilo inconfundible en el mundo, firma la nueva línea de máquinas cardiofitness panatta. Un nuevo cardiofitness que conjuga la combinación perfecta entre forma y tecnología y entre belleza y funcionalidad.

DE. Die cardiofitness-linie hat gegenüber der konkurrenz einen vorsprung von 10 jahren geschaffen. Sie ist die meistkopierte linie! Der für alle liebhaber sportlicher automobile legendäre name, ausdrück eines weltweit unverwechselbaren stils, zeichnet verantwortlich für die neue linie der kardiofitness-maschinen von panatta. Eine neue kardiofitness, perfekte verbindung von form und technologie, schönheit und funktionalität.

RU. Линия для кардиотренировок, которая отодвинула назад на 10 лет всех конкурентов. Самая копируемая другими производителями! Легендарное имя для всех любителей спортивных машин, синоним уникального в мире стиля, становится лицом новой линии оборудования для занятий кардиофитнесом компании Panatta. Новый вид кардиофитнеса, который прекрасно сочетает в себе Форму и технологию, красоту и функциональность.

AR. خط Cardiofitness الذي يسبق المنافسين بـ 10 سنوات. وهو الأكثر تقليداً! اسم لامع بين جميع عشاق السيارات الرياضية. ويعتبر ناطقاً رسمياً باسم طراز مميز في العالم. بحيث قام بوضع توقيعه على التشكيلة الجديدة لماكينات لياقة القلب التي تقوم بصنعها شركة Panatta. لياقة جديدة للقلب. جمع بداخلها لفاء تام ما بين الشكل والتكنولوجيا وما بين الجمال والعملية.

DESIGN
& MADE
INITALY

RUNNER – NEW GOLD



LED - 1PP603



LED PLUS - 1PP103



ELLIPTICAL – NEW GOLD



LED POWERED - 1PP604
LED SELF POWERED - 1PP604A



LED PLUS POWERED - 1PP104
LED PLUS SELF POWERED - 1PP104A



Design
 Automatic Lubrication
 Training Programs
 Rapid Touch Control
 Energy Saving

Inclination	0-15%	Machine Weight	227 kg	Power Supply	230 VAC 50/60 Hz	Max. absorbed power	2300 VA
Speed	0,5/20 Km/h	Treadmill surface (LxW)	155x52 cm	Rated engine power	3 HP	Warranty frame	7 years
Dimensions (LxWxH)	231x98x152 cm	Engine Power (peak)	5 HP				

Design
 Training Programs
 Rapid Touch Control
 Energy Saving

Difficulty level	1-16	Machine Weight	164 kg	Resistance system	electromagnetic	Warranty frame	7 years
Resistance	500 W	Stride Length	52 cm	Power Supply (Powered)	100-230 VAC 50/60 Hz		
Dimensions (LxWxH)	230x70x175 cm	Transmission system	belt	Power Consumption (Powered)	50 VA		

BIKE - NEW GOLD



LED POWERED - 1PP601
LED SELF POWERED - 1PP601A



LED PLUS POWERED - 1PP101
LED PLUS SELF POWERED - 1PP101A



HORIZONTAL BIKE - NEW GOLD



LED POWERED - 1PP602
LED SELF POWERED - 1PP602A



LED PLUS POWERED - 1PP102
LED PLUS SELF POWERED - 1PP102A



Design
 Training Programs
 Rapid Touch Control
 ES Energy Saving

Difficulty level	1-16	Machine Weight	76 kg	Power Supply (Powered)	100-230 VAC 50/60 Hz	Warranty frame	7 years
Resistance	500 W	Transmission system	belt	Power Consumption (Powered)	40 VA		
Dimensions (LxWxH)	116x55x149 cm	Resistance system	electromagnetic				

Design
 Training Programs
 Rapid Touch Control
 ES Energy Saving

Difficulty level	1-16	Machine Weight	95 kg	Power Supply (Powered)	100-230 VAC 50/60 Hz	Warranty frame	7 years
Resistance	500 W	Transmission system	belt	Power Consumption (Powered)	40 VA		
Dimensions (LxWxH)	155x66x127 cm	Resistance system	electromagnetic				





Worldwide Fitness Company



FENIX CARDIO TOUCH

La purezza del design rinasce nell'essenza della tecnologia: forme pulite, interfaccia multi-touch screen con programmi d'allenamento ideali per soddisfare le esigenze di qualsiasi utente. Finalmente con Fenix il vero Made in Italy ad un rapporto qualità/prezzo che solo Panatta può offrire.

The design purity revives into the essence of technology: multi-touch screen interface with training programs suitable to satisfy the needs of every user. At last with Fenix the real Made in Italy with a quality/price ratio that only Panatta can offer.

n° machines: 5

Find more



FR. La pureté du design renaît dans l'essence de la technologie : des formes claires, une interface multi-touch screen avec des programmes d'entraînement pour toute exigence de l'utilisateur. Finalement avec Fenix le vrai Made in Italy à un rapport qualité-prix tel qu'il ne peut être offert que par Panatta même.

ES. La pureza del design renace en la esencia de la tecnología: formas limpias, una interfaz multi-touch screen con programas de entrenamiento para todo tipo de exigencia del usuario. Por fin gracias a Fenix tenemos el verdadero „Made in Italy“ con una relación calidad-precio que sólo Panatta puede ofrecer.

DE. Die Reinheit des Designs wird im Wesen der Technik wiedergeboren: klare Formen, multi-touch screen Benutzeroberfläche mit geeigneten Trainingsprogramme, um den Bedürfnissen aller Benutzer gerecht zu werden. Schließlich erhalten Sie mit Fenix ein echtes Produkt Made in Italy zu einem optimalen Preis-Leistungs-Verhältnis, das nur Panatta anbieten kann.

RU. Чистота дизайна возрождается самой сущностью высоких технологий: чистые линии, multifункциональный интерфейс с сенсорным дисплеем с программами тренировок, которые идеально подходят для удовлетворения потребностей любых клиентов. Наконец, благодаря Fenix, появилось настоящее изделие под маркой «Сделано в Италии» (Made in Italy) с отличным соотношением качество/цена, что только компания Panatta может предложить.

AR. تتكامل أناقة التصميم مع جوهر التقنية: أشكال جميلة، واجهة بسيطة وبديهية ببرامج تدريب مناسبة جدا لتلبي احتياجات أي مستخدم. وأخير وليس آخرًا، مع Fenix، فخر الصناعة الإيطالية، يتوازن بين الجودة/السعر الذي تستطيع فقط تقديمه Panatta.

DESIGN
& MADE
IN ITALY



BIKE - TOUCH

1FXT001



HORIZONTAL BIKE - TOUCH

1FXT002








	Touch Screen		Design		Training Programs		Rapid Touch Control		Energy Saving
Difficulty levels	32	Transmission system	belt	Internet Connection	Yes	Standard frame colour	glossy silver		
Resistance	500 W	Resistance system	electromagnetic	Warranty frame	7 years	Optional frame colours	graphite, white, yellow, red, green, glossy black, pink, only transparent, gold, orange		
Dimensions (LxWxH)	125X60x145 cm	Power Supply	100/230 VAC 50/60 Hz	Power Consumption	40 VA				
Machine Weight	80 kg	TV: DVB-T/T2, H.264	standard						
		TV: DVB-C, ATSC	optional						

	Touch Screen		Design		Training Programs		Rapid Touch Control		Energy Saving
Difficulty levels	32	Transmission system	belt	Internet Connection	Yes	Standard frame colour	glossy silver		
Resistance	500 W	Resistance system	electromagnetic	Warranty frame	7 years	Optional frame colours	graphite, white, yellow, red, green, glossy black, pink, only transparent, gold, orange		
Dimensions (LxWxH)	155X60x135 cm	Power Supply	100/230 VAC 50/60 Hz	Power Consumption	40 VA				
Machine Weight	85 kg	TV: DVB-T/T2, H.264	standard						
		TV: DVB-C, ATSC	optional						

STEP - TOUCH

1FXT005



	Touch Screen		Design		Training Programs		Rapid Touch Control		Energy Saving
Difficulty levels	32	Length motion	40 cm	Internet Connection	Yes	Optional frame colours	graphite, white, yellow, red, green, glossy black, pink, only transparent, gold, orange		
Dimensions (LxWxH)	125X65x175 cm	Type of effort	hydraulics	Warranty frame	7 years				
Machine Weight	90 kg	Power Supply	230 VAC 50/60 Hz	Power Consumption	40 VA				
		TV: DVB-T/T2, H.264	standard	Standard frame colour	glossy silver				
		TV: DVB-C, ATSC	optional						

ERIC FAVRE GYM
FITNESS CHAIN
FRANCE



Worldwide Fitness Company

FENIX LED PANATTA

La purezza del design rinasce nell'essenza della tecnologia: forme pulite, interfaccia multi-touch screen con programmi d'allenamento ideali per soddisfare le esigenze di qualsiasi utente. Finalmente con Fenix il vero Made in Italy ad un rapporto qualità/prezzo che solo Panatta può offrire.

The design purity revives into the essence of technology: multi-touch screen interface with training programs suitable to satisfy the needs of every user. At last with Fenix the real Made in Italy with a quality/price ratio that only Panatta can offer.

n° machines: 5

Find more



FR. La pureté du design renaît dans l'essence de la technologie : des formes claires, une interface simple et intuitive avec des programmes d'entraînement pour toute exigence de l'utilisateur. Finalement avec Fenix le vrai Made in Italy à un rapport qualité-prix tel qu'il ne peut être offert que par Panatta même.

ES. La pureza del design renace en la esencia de la tecnología : formas limpias, una interfaz sencilla e intuitiva con programas de entrenamiento para todo tipo de exigencia del usuario. Por fin gracias a Fenix tenemos el verdadero Made in Italy con una relación calidad-precio que sólo Panatta puede ofrecer.

DE. Die Reinheit des Designs wird im Wesen der Technik wiedergeboren: klare Formen, einfache und intuitive Benutzeroberfläche mit geeigneten Trainingsprogrammen, um den Bedürfnissen aller Benutzer gerecht zu werden. Schließlich erhalten Sie mit Fenix ein echtes Produkt „Made in Italy“ zu einem optimalen Preis-Leistungs-Verhältnis, das nur Panatta anbieten kann.

RU. Чистота дизайна возрождается самой сущностью высоких технологий: чистые линии, простой и интуитивный интерфейс с программами тренировок, которые идеально подходят для удовлетворения потребностей любых клиентов. Наконец, благодаря Fenix, появилось настоящее изделие под маркой «Сделано в Италии» (Made in Italy) с отличным соотношением качество/цена, что только компания Panatta может предложить.

AR. تتكامل أناقة التصميم مع جوهر التقنية: أشكال جميلة، واجهة بسيطة وبديهية ببرامج تدريب مناسبة جدا لتلبي احتياجات أي مستخدم. وأخير وليس آخرًا، مع Fenix، فخر الصناعة الإيطالية، يتوازن بين الجودة/السعر الذي تستطيع فقط تقديمه Panatta.

DESIGN
& MADE
IN ITALY

RUNNER- FENIX



LED - 1FX003



LED PLUS - 1FX103



ELLIPTICAL - FENIX



LED SELF POWERED - 1FX004A



LED PLUS SELF POWERED - 1FX104A



	Design		Training Programs		Rapid Touch Control		Energy Saving
Inclination	0-15%	Power Supply	230 VAC 50/60 Hz	Max. absorbed power	2300 VA	Optional frame colours	graphite, white, yellow, red, glossy black, pink, only transparent, green, gold, orange
Speed	0.5/20 km/h (±0.1)	Treadmill surface (LxW)	155x52 cm	Warranty frame	7 years		
Dimensions (LxWxH)	215x85x145 cm	Rated engine power	3 HP				
Machine Weight	205 kg	Engine Power (peak)	5 HP				

	Design		Training Programs		Rapid Touch Control		Energy Saving
Difficulty level	1-16	Machine Weight	140 kg	Resistance system	electromagnetic	Optional frame colours	graphite, white, yellow, red, glossy black, pink, only transparent, green, gold, orange
Resistance	500 W	Stride Length	52 cm	Power Supply	self powered		
Dimensions (LxWxH)	220x75x160 cm	Transmission system	belt	Warranty frame	7 years		

BIKE – FENIX

HORIZONTAL BIKE – FENIX



LED SELF POWERED - 1FX001A



LED PLUS SELF POWERED - 1FX101A











LED SELF POWERED - 1FX002A



LED PLUS SELF POWERED - 1FX102A



	Design		Training Programs		Rapid Touch Control		Energy Saving
Difficulty level	1-16	Machine Weight	80 kg	Power Supply	self powered	Optional frame colours	graphite, white, yellow, red, glossy black, pink, only transparent, green, gold, orange
Resistance	500 W	Transmission system	belt	Warranty frame	7 years		
Dimensions (LxWxH)	125x60x145 cm	Resistance system	electromagnetic				

	Design		Training Programs		Rapid Touch Control		Energy Saving
Difficulty level	1-16	Machine Weight	85 kg	Power Supply	self powered	Optional frame colours	graphite, white, yellow, red, glossy black, pink, only transparent, green, gold, orange
Resistance	500 W	Transmission system	belt	Warranty frame	7 years		
Dimensions (LxWxH)	155x60x135 cm	Resistance system	electromagnetic				



STEP - FENIX



LED - 1FX005



LED PLUS - 1FX105



Design



Training Programs



Rapid Touch Control



Energy Saving

Difficulty level	1-16	Length motion	52 cm	Type of effort	hydraulics	Optional frame colours	graphite, white, yellow, red, glossy black, pink, only transparent, green, gold, orange
Dimensions (LxWxH)	125x65x175 cm	Power Supply	100-230 VAC 50/60 Hz	Warranty frame	7 years		
Machine Weight	90 kg						

PANATTA STRENGTH LINES MAIN FEATURES

THE ART OF MADE IN ITALY

OUR STRENGTH LINES PERFECTLY EMBODIES PANATTA DNA: CONSTANT RESEARCH OF EXCELLENT BIOMECHANICS, 100% MADE IN ITALY, UNIQUE DESIGN AND EXTREME CARE TO DETAILS. ALL THE STRENGTH LINES ARE CHARACTERIZED BY TAILORED SARTORIAL SUPPLIES BASED ON CUSTOMER REQUIREMENTS. MORE THAN 2000 COLOUR COMBINATIONS.

BIOMECHANICAL UNIQUENESS

PERFECT MACHINES IN THEIR FUNCTIONING AND ERGONOMICS THANKS TO MANY YEARS OF EXPERIENCE AND IN FULL RESPECT OF PANATTA PHILOSOPHY. BIOMECHANICS DERIVED FROM THE EXPERIENCE GOT IN THE DEVELOPMENT OF THE FREE WEIGHT LINE, WHICH RESPONDS TO THE STRICT TRAINING STANDARDS OF THE ATHLETES AND PROFESSIONALS OF THE SECTOR ENSURING MAXIMUM PERFORMANCE RESULTS IN TOTAL SAFETY.

SOLIDITY AND ROBUSTNESS

FRAMES MADE IN ALLOY STEEL FROM 3 TO 10 MM IN THICKNESS ENSURE THE HIGHEST SOLIDITY, STABILITY AND RESISTANCE WITH PARTICULAR FOCUS ON LIGHTNESS.



MORE THAN 250 STRENGTH MACHINES

WITH MORE THAN 250 MACHINES PANATTA OFFERS THE WIDER RANGE OF STRENGTH EQUIPMENTS IN THE FITNESS SECTOR. PANATTA ISOTONIC LINES ARE THE ONLY ONES CAPABLE TO ENSURE HIGH-STANDARD MACHINES FOR A SYSTEMATIC AND EFFICIENT TRAINING OF EACH MUSCLE GROUP. UNIQUE AND PATENTED AT AN INTERNATIONAL LEVEL AND ABLE TO MEET THE NEEDS OF EVERY KIND OF USER.

THE BEST QUALITY / PRICE RATIO

OUR STRENGTH LINES COVER ALL THE RANGES OF INVESTMENT. THE MACHINES PRICES BOAST AN UNRIVALED COMPETITIVENESS IN THE MARKET ALSO IF COMPARED TO USED PRODUCTS. THE BEST FUNCTIONALITY AND PERFORMANCE WITH A VALUE FOR MONEY THAT ONLY PANATTA CAN OFFER.

STRENGTH

MONOLITH

DESIGNED AND MADE IN ITALY - WARRANTY: 10 YEARS
28 Machines

UPPER BODY

Lat Pulldown
Pulley Row
Deltoid Press Circular
Vertical Chest Press Circular
Inclined Chest Press Circular
Pectoral Machine
Curling Machine
Alternate Arm Curl
Alternate Arm Extension

CORE

Lower Back
Abdominal Crunch

LOWER BODY

Leg Extension
Seated Leg Curling
Horizontal Adjustable Leg Press
Abductor Machine

Adductor Machine
Dual Adductor Abductor Machine
Calf Hack Machine

MULTIFUNCTIONAL

Cable Crossover
Adjustable Cable Crossover
Cable Station

Adjustable Cable Station
4-Station Multi Gym
Jungle Machine
Jungle Machine + Cable Station with Bar
Jungle Machine + Adjustable Cable Station with Bar
Jungle Machine + Joint Bar + Jungle Machine
Jungle Machine + Joint Bar + 4-Station Multi Gym

XP LUX

DESIGNED AND MADE IN ITALY - WARRANTY: 10 YEARS
35 Machines

UPPER BODY

Lat Pulldown
Lat Pulldown Convergent
Pulley Row
Rowing Machine Convergent
Deltoid Press
Lateral Deltoids
Pectoral Machine
Vertical Chest Press
Inclined Chest Press
Dips Press
Pullover Machine

Inclined Flight Machine
Curling Machine
Triceps Machine

CORE

Lower Back
Upper Abdominal Machine
Torsion Machine
Abdominal Crunch

LOWER BODY

Leg Extension
Leg Curling
Seated Leg Curling
Standing Leg Curling
Horizontal Adjustable Leg Press
Abductor Machine
Adductor Machine
Gluteus Machine
Calf Machine
Multi Hip

MULTIFUNCTIONAL

Cable Crossover
4-Station Multi Gym
4-Station Multi Gym + Cable Station with Bar
Jungle Machine
Jungle Machine + Cable Station with Bar
Peck Back
Multipurpose Chest Press

FIT EVO

DESIGNED AND MADE IN ITALY - WARRANTY: 7 YEARS
55 Machines + 22 Benches

UPPER BODY

Lat Pulldown
Lat Pulldown Circular
Pulley Row
Rowing Machine Circular
Deltoid Press
Deltoid Press Base
Deltoid Press Circular
Lateral Deltoids
Pectoral Machine
Pectoral Machine Base
Vertical Chest Press
Vertical Chest Press Base
Vertical Chest Press Circular
Inclined Chest Press
Inclined Chest Press Base

Inclined Chest Press Circular
Pullover Machine
Pullover Machine Base
Rotary Cuff
Curling Machine
Triceps Machine
Alternate Arm Curl
Alternate Arm Extension

CORE

Lower Back
Upper Abdominal Machine
Abdominal Crunch
Torsion Machine

LOWER BODY

Leg Extension
Leg Curling
Seated Leg Curling
Standing Leg Curling
Dual System Horizontal Leg Press
Horizontal Leg Press
Abductor Machine
Adductor Machine
Dual Adductor Abductor Machine
Master Gluteus
Gluteus Machine
Calf Machine
Multi Hip
Standing Abductor Machine

MULTIFUNCTIONAL

Cable Crossover
Adjustable Cable Crossover
4-Station Multi Gym
4-Station Multi Gym + Cable Station with Bar
4-Station Multi Gym + Adjustable Cable Station with Bar
Smith Machine Linear Bearings
High Low Pulley
Jungle Machine
Jungle Machine HLP
Jungle Machine + Cable Station with Bar
Jungle Machine hlp + Adjustable Cable Station with Bar
Peck Back
Multipurpose Press
Chin and Dip Counterbalanced

BENCHES

Flat Bench
Olympic Flat Bench
Olympic Inclined Bench
Olympic Declined Bench
Olympic Shoulder Bench

Seated Curl Bench
Curl Rack
Adjustable Back Extension
Adjustable Crunch Board
Reverse Crunch Abs

Sit Up Board
Abdominal Isolator
Iperextension Bench
Iperextension 45° Bench
Squat Rack
Fully Adjustable Bench

Chin and Dip
Torsion Bench
Standing Double Twister
Standing and Seated Double Twister
Multipurpose Seated Bench
Sissy Squat

SEC

DESIGNED AND MADE IN ITALY - WARRANTY: 2 YEARS
32 Machines + 10 Benches

UPPER BODY

Lat Pulldown
Pulley Row
Rowing Machine
Deltoid Press Convergent
Pectoral Machine
Vertical Chest Press Convergent
Inclined Chest Press Convergent
Curling Machine
Triceps Machine

CORE

Lower Back
Upper Abdominal Machine

LOWER BODY

Leg Extension
Leg Curling
Seated Leg Curling
Horizontal Leg Press
Horizontal Leg Press / Medical

Abductor Machine
Adductor Machine
Calf Machine
Multi Hip

MULTIFUNCTIONAL

Cable Crossover
Adjustable Cable Crossover
High Low Pulley
4-Station Multi Gym

4-Station Multi Gym + Cable Station with Bar
4-Station Multi Gym + Adjustable Cable Station
Smith Machine Linear Bearings
Jungle Machine
Jungle Machine HLP
Jungle Machine + Cable Station with Bar
Jungle Machine HLP + Adjustable Cable Station with Bar
Peck Back

BENCHES

Olympic Flat Bench
Olympic Inclined Bench
Olympic Shoulder Bench

Seated Curl Bench
Curl Rack
Adjustable Crunch Board

Iperextension 45° Bench
Fully Adjustable Bench

Chin and Dip
Squat Rack

FREWEIGHT HP

DESIGNED AND MADE IN ITALY - WARRANTY: 7 YEARS
41 Machines + 20 Benches

UPPER BODY

Vertical Chest Press
Inclined Chest Press
Super Inclined Bench Press
Inclined Bench Press
Super Horizontal Bench Press
Horizontal Bench Press
Inclined Flight Machine
Declined Chest Press
Dips Press Dual System
Low Row
Power Row
Super Rowing

Rowing Machine
T-Bar Row
Lat Machine Convergent
High Row
Dorsy Bar
Deltoid Press
Back Deltoids
Triceps Machine
Curling Machine

CORE

Abdominal Crunch

LOWER BODY

Leg Press 45°
Leg Press Bridge
Squat Machine
Power Squat
Hack Squat
Leg Extension
Leg Curling
Seated Calf
Donkey Calf
Calf Hack

MULTIFUNCTIONAL

Smith Machine Counterbalanced Linear Bearings Full
Smith Machine Counterbalanced Linear Bearings Base
Power Smith Dual System
Power Smith Dual System Upper
Half Rack Base
Half Rack Full
Jammer
Combo Twist
Squat Lunge

BENCHES

Power Rack
Multipurpose Sit up Bench
Fully Adjustable Bench
Fully Adjustable
(Special Kit Smith Machine Base)

Fully Adjustable
(Special Kit Half Rack Base)
Power Tower
Dorsy Bar
Olympic Multi Bench

Super Olympic Flat Bench
Olympic Flat Bench
Super Olympic Inclined Bench
Olympic Inclined Bench
Multimotion Bench

Olympic Shoulder Bench
Super Olympic Shoulder Bench
Triceps Bench
Standing Curl Bench
Adjustable Standing Curl Bench
Power Platform

ACCESSORIES

Exercise Bars
Barbells

Racks
Dumbbells

Weight Discs

Accessory Holders





MONOLITH

Worldwide Fitness Company

MONOLITH

Monolith è la sintesi perfetta del dna Panatta: costante ricerca dell'eccellenza biomeccanica, Made in Italy al 100%, design unico ed estrema cura di ogni dettaglio. Una linea isotonica top di gamma che coniuga lusso ed eleganza per uno stile senza tempo.

Monolith perfectly embodies Panatta dna: constant research of excellent biomechanics, 100% Made in Italy, unique design and extreme care to details. An isotonic line that is the top of the range and that combines luxury and elegance in a never ending style.

n° machines: 28

Find more



FR. Monolith est la synthèse parfaite de l'ADN Panatta: recherche constante de l'excellence biomécanique, Made in Italy au 100%, design unique et extrême attention aux détails. Une ligne de musculation top de gamme qui allie luxe et élégance pour un style intemporel..

ES. Monolith resume perfectamente el ADN Panatta: una búsqueda constante de la excelencia biomecánica 100% Made in Italy, diseño único y esmero en los detalles. Una línea isotónica de las mejores que une lujo y elegancia para un estilo sin tiempo.

DE. Monolith ist die perfekte synthese der DNA-Panatta: konstante suche nach exzellenz, biomechanik, Made in Italy 100%, einzigartiges design und äußerste sorgfalt für jedes detail. Eine top isotonische linie die das Sortiment, Luxus und Eleganz zu einem zeitlosen Stil verbindet.

RU. Monolith – идеальный синтез, подчеркивающий ДНК Panatta: проведение постоянных исследований для достижения совершенной биомеханики, 100% Made in Italy, плавные контуры и отделка ручной работы наделяют новую линию уникальностью и эксклюзивностью. Новая линия силовых тренажеров сочетает в себе роскошь и элегантность, создавая подлинный стиль, неподвластный времени.

AR. Monolith من PANATTA يشمل بشكل مثالي : البحث المستمر للميكانيكا الحيوية الممتازة ، الصناعة الإيطالية 100% ، التصميم الفريد و الإهتمام بأدق التفاصيل .

نهج من الصناعة يمثل قمة المدى و يجمع بين الفخامة و الأناقة بأسلوب لا ينتهي

DESIGN
& MADE
INITALY

MONOLITH

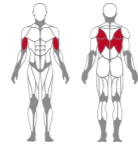


DESIGN
& MADE
IN ITALY



LAT PULLDOWN

UPPER BODY
1MTH001

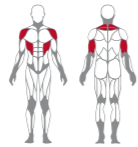


DIMENSIONS		LOAD	OPTIONAL
W 75 cm	H 230 cm	Std 100 kg	various bars and handles
L 120 cm	Wt 225 kg	Opt 130 kg	



DELTOID CHEST PRESS CIRCULAR

UPPER BODY
1MTH024

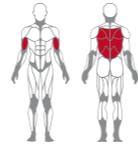


DIMENSIONS		LOAD	OPTIONAL
W 135 cm	H 160 cm	Std 100 kg	kit 2,5 kg increase
L 145 cm	Wt 320 kg	Opt 120 kg	



PULLEY ROW

UPPER BODY
1MTH003

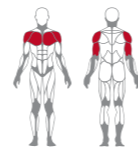


DIMENSIONS		LOAD	OPTIONAL
W 100 cm	H 200 cm	Std 100 kg	various bars and handles
L 190 cm	Wt 240 kg	Opt 130 kg	



VERTICAL CHEST PRESS CIRCULAR

UPPER BODY
1MTH033

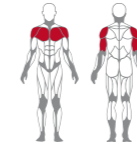


DIMENSIONS		LOAD	OPTIONAL
W 135 cm	H 175 cm	Std 100 kg	kit 2,5 kg increase
L 145 cm	Wt 310 kg	Opt 120 kg	




INCLINED CHEST PRESS CIRCULAR

UPPER BODY
1MTH034

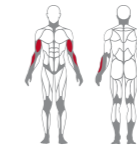


DIMENSIONS		LOAD	OPTIONAL
W 135 cm	H 165 cm	Std 100 kg	kit 2,5 kg increase
L 145 cm	Wt 315 kg	Opt 120 kg	



CURLING MACHINE

UPPER BODY
1MTH051

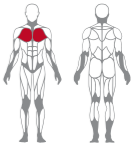


DIMENSIONS		LOAD	OPTIONAL
W 110 cm	H 160 cm	Std 80 kg	kit 2,5 kg increase
L 120 cm	Wt 260 kg		



PECTORAL MACHINE

UPPER BODY
1MTH035

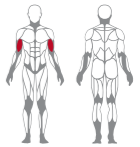


DIMENSIONS		LOAD	OPTIONAL
W 135 cm	H 160 cm	Std 80 kg	kit 2,5 kg increase
L 145 cm	Wt 290 kg	Opt 120 kg	



ALTERNATE ARM CURL

UPPER BODY
1MTH056



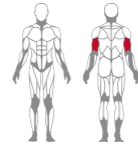
DIMENSIONS		LOAD	OPTIONAL
W 140 cm	H 160 cm	Std 50 kg	kit 2,5 kg increase
L 110 cm	Wt 230 kg	Opt 80 kg	





ALTERNATE ARM EXTENSION

UPPER BODY
1MTH057

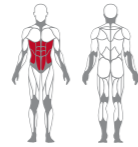


DIMENSIONS		LOAD	OPTIONAL
W 140 cm	H 160 cm	Std 50 kg	kit 2,5 kg increase
L 110 cm	Wt 230 kg	Opt 80 kg	



ABDOMINAL CRUNCH

CORE
1MTH067

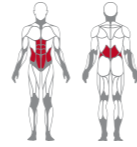


DIMENSIONS		LOAD	OPTIONAL
W 125 cm	H 170 cm	Std 50 kg	kit 2,5 kg increase
L 110 cm	Wt 215 kg	Opt 80 kg	



LOWER BACK

CORE
1MTH005

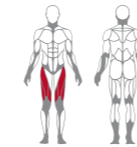


DIMENSIONS		LOAD	OPTIONAL
W 115 cm	H 160 cm	Std z 80 kg	steel platform;
L 170 cm	Wt 275 kg	Opt 120 kg	kit 2,5 kg increase



LEG EXTENSION

LOWER BODY
1MTH081

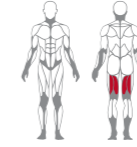


DIMENSIONS		LOAD	OPTIONAL
W 110 cm	H 160 cm	Std 80 kg	kit 2,5 kg increase
L 145 cm	Wt 265 kg	Opt 100 kg	



SEATED LEG CURLING

LOWER BODY
1MTH083

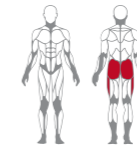


DIMENSIONS		LOAD	OPTIONAL
W 110 cm	H 160 cm	Std 80 kg	kit 2,5 kg increase
L 145 cm	Wt 265 kg	Opt 100 kg	



ABDUCTOR MACHINE

LOWER BODY
1MTH086

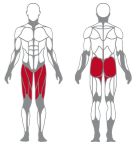


DIMENSIONS		LOAD	OPTIONAL
W 140 cm	H 160 cm	Std 80 kg	kit 2,5 kg increase;
L 140 cm	Wt 270 kg	Opt 100 kg	customizable privacy display



HORIZONTAL ADJUSTABLE LEG PRESS

LOWER BODY
1MTH085

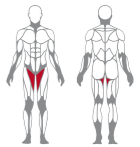


DIMENSIONS		LOAD	OPTIONAL
W 115 cm	H 200 cm	Std 200 kg	adjustable carriage gas
L 200 cm	Wt 470 kg	Opt 300 kg	assisted; steel platform



ADDUCTOR MACHINE

LOWER BODY
1MTH087



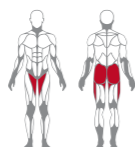
DIMENSIONS		LOAD	OPTIONAL
W 140 cm	H 160 cm	Std 80 kg	kit 2,5 kg increase;
L 140 cm	Wt 270 kg	Opt 100 kg	customizable privacy display






DUAL ADDUCTOR ABDUCTOR MACHINE

LOWER BODY
1MTH093

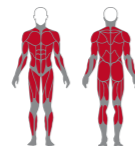


DIMENSIONS		LOAD	OPTIONAL
W 140 cm	H 160 cm	Std 80 kg	kit 2,5 kg increase;
L 140 cm	Wt 315 kg	Opt 100 kg	customizable privacy display




CABLE CROSSOVER

MULTIFUNCTIONAL
1MTH111

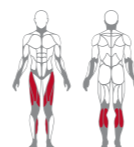


DIMENSIONS		LOAD	OPTIONAL
W 110 cm	H 235 cm	Std 80 kg	kit 2,5 kg increase;
L 385 cm	Wt 495 kg	Opt 100 kg	various bars and handles



CALF HACK MACHINE

LOWER BODY
1MTH092

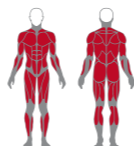


DIMENSIONS		LOAD	OPTIONAL
W 115 cm	H 200 cm	Std 100 kg	steel platform
L 190 cm	Wt 355 kg	Opt 130 kg	




ADJUSTABLE CABLE CROSSOVER

MULTIFUNCTIONAL
1MTH125

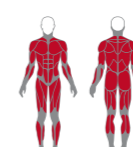


DIMENSIONS		LOAD	OPTIONAL
W 110 cm	H 235 cm	Std 80 kg	kit 2,5 kg increase;
L 385 cm	Wt 585 kg	Opt 100 kg	customizable privacy display



CABLE STATION

MULTIFUNCTIONAL
1MTH126

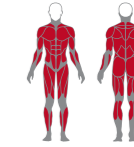


DIMENSIONS		LOAD	OPTIONAL
W 110 cm	H 235 cm	Std 80 kg	kit 2,5 kg increase;
L 110 cm	Wt 265 kg	Opt 100 kg	various bars and handles




ADJUSTABLE CABLE STATION

MULTIFUNCTIONAL
1MTH114

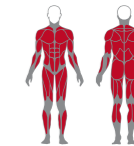


DIMENSIONS		LOAD	OPTIONAL
W 110 cm	H 235 cm	Std 80 kg	kit 2,5 kg increase;
L 110 cm	Wt 275 kg	Opt 100 kg	various bars and handles



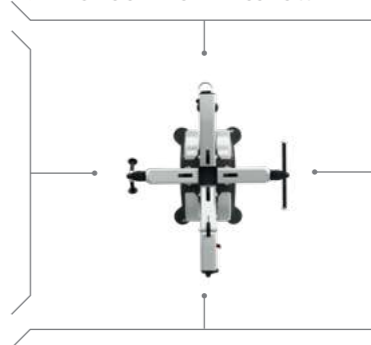
4-STATION MULTI GYM

MULTIFUNCTIONAL - MODULAR MACHINE
1MTH112



S4 | SIDE WIDE
 TRICEPS STATION STRAIGHT BAR
 TRICEPS STATION PRESSDOWN BAR (default)

S1 | SIDE SHORT
 CABLE STATION (default)
 ADJUSTABLE CABLE STATION
 TRICEPS STATION PRESSDOWN BAR



S2 | SIDE WIDE
 TRICEPS STATION STRAIGHT BAR (default)
 TRICEPS STATION PRESSDOWN BAR

S3 | SIDE SHORT
 CABLE STATION
 ADJUSTABLE CABLE STATION (default)
 TRICEPS STATION PRESSDOWN BAR

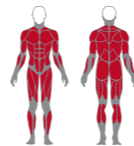
DIMENSIONS		LOAD	OPTIONAL
W 150 cm	H 240 cm	Std 80 kg	kit 2,5 kg increase (short sides);
L 120 cm	Wt 610 kg	Opt 100 kg	various bars and handles





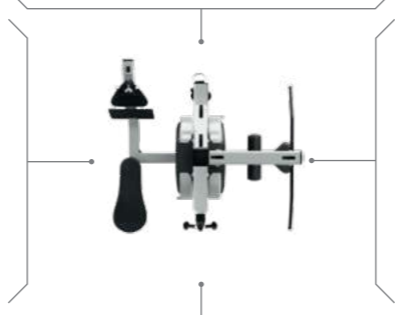
JUNGLE MACHINE

MULTIFUNCTIONAL - MODULAR MACHINE
1MTH115



S4 | SIDE WIDE
 PULLEY STATION (default)
 LAT MACHINE STATION

S1 | SIDE SHORT
 CABLE STATION (default)
 ADJUSTABLE CABLE STATION
 TRICEPS STATION PRESSDOWN BAR



S2 | SIDE WIDE
 PULLEY STATION
 LAT MACHINE STATION (default)

S3 | SIDE SHORT
 CABLE STATION
 ADJUSTABLE CABLE STATION
 TRICEPS STATION PRESSDOWN BAR (default)

DIMENSIONS

W 190 cm H 235 cm
 L 205 cm Wt 665 kg

LOAD

Std 80/100 kg
 Opt 100/130 kg

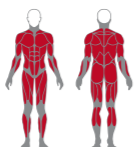
OPTIONAL

kit 2,5 kg increase (short sides);
 various bars and handles



JUNGLE MACHINE / CABLE STATION WITH BAR

MULTIFUNCTIONAL
1MTH115+1MTH116



DIMENSIONS

W 205 cm H 235 cm
 L 480 cm Wt 930 kg

LOAD

Std 80/100 kg
 Opt 100/130 kg

OPTIONAL

steel platform

1MTH115

1MTH116	
S1	CABLE STATION
S2	PULLEY STATION
S3	TRICEPS STATION PRESSDOWN BAR
S4	LAT MACHINE STATION

JUNGLE MACHINE / JOINT BAR / JUNGLE MACHINE

MULTIFUNCTIONAL
1MTH115+1MTH119+1MTH115



DIMENSIONS

W 205 cm H 235 cm
 L 550 cm Wt 1365 kg

LOAD

Std 80/100 kg
 Opt 100/130 kg

OPTIONAL

steel platform

1MTH115

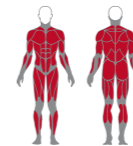
S1	ADJUSTABLE CABLE STATION
S2	LAT MACHINE STATION
S3	CABLE STATION
S4	LAT MACHINE STATION

1MTH115

S1	CABLE STATION
S2	PULLEY STATION
S3	ADJUSTABLE CABLE STATION
S4	PULLEY STATION

JUNGLE MACHINE / ADJUSTABLE CABLE STATION WITH BAR

MULTIFUNCTIONAL
1MTH115+1MTH124



DIMENSIONS

W 205 cm H 235 cm
 L 490 cm Wt 975 kg

LOAD

Std 80/100 kg
 Opt 100/130 kg

OPTIONAL

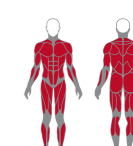
steel platform

1MTH115

1MTH124	
S1	ADJUSTABLE CABLE STATION
S2	PULLEY STATION
S3	TRICEPS STATION PRESSDOWN BAR
S4	LAT MACHINE STATION

JUNGLE MACHINE / JOINT BAR / 4-STATION MULTI GYM

MULTIFUNCTIONAL
1MTH115+1MTH119+1MTH112



DIMENSIONS

W 205 cm H 240 cm
 L 555 cm Wt 1310 kg

LOAD

Std 80/100 kg
 Opt 100/130 kg

OPTIONAL

steel platform

1MTH115

S1	TRICEPS STATION PRESSDOWN BAR
S2	LAT MACHINE STATION
S3	CABLE STATION
S4	PULLEY STATION

1MTH112

S1	CABLE STATION
S2	TRICEPS STATION STRAIGHT BAR
S3	ADJUSTABLE CABLE STATION
S4	TRICEPS STATION PRESSDOWN BAR





Worldwide Fitness Company

XP.lux®


PANATTA XP LUX

Una linea full optional, ricercata, completa e biomeccanicamente perfetta. Il design elegante rende XPlux la naturale risposta alla domanda di tutti quei Club che vogliono attrezzature esclusive. Espressione concreta del lusso.

A full optional line, very contemporary, complete and biomechanically perfect. The elegant design makes XPlux the natural response to the demand of all clubs that require exclusive equipment. A concrete expression of luxury.

n° machines: 35

Find more



FR. Une ligne full optional, recherchée, complète et parfaite du point de vue de la biomécanique. Le design élégant fait de XPlux la réponse naturelle à la demande de tous les Club qui veulent des appareils recherchés. Expression concrète du luxe.

ES. Una línea completamente equipada, fruto de una amplia investigación, completa y biomecánicamente perfecta. El elegante diseño hace que XPlux sea la respuesta natural a las solicitudes de todos los clubs que desean equipamientos exclusivos. Expresión concreta del lujo.

DE. Eine Full-Optional-Linie, ausgesucht, komplett und biomechanisch perfekt. Das elegante Design macht XPlux zur selbstverständlichen Lösung für alle Clubs, die sich mit exklusiven Geräten ausstatten wollen. Konkreter Ausdruck des Luxus.


RU. Это линия со всеми дополнительными приспособлениями, изысканная, полная и совершенная с точки зрения биомеханики.

Эlegantный дизайн делает XPlux естественным ответом на запросы всех тех клубов, которые хотят иметь эксклюзивное оборудование. Это конкретное выражение роскоши.

AR. تشكيلة كاملة الخيارات ومرغوبة وبيوميكانيكية بشكل تام. تشكل تشكيلة XPlux بفضل تصميمها الأنيق. الإجابة الطبيعية على أسئلة جميع النوادي التي تبحث عن معدات فريدة من نوعها. تعبير ملموس عن الفخامة.

DESIGN
& MADE
INITALY

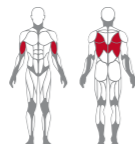
XP.lux[®]



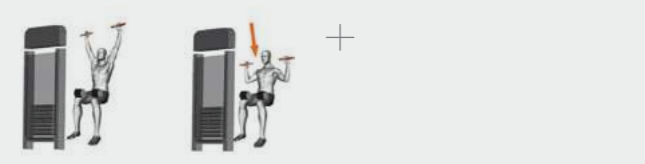


LAT PULLDOWN

UPPER BODY
1XPL001

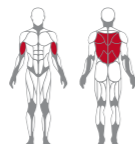


DIMENSIONS		LOAD	OPTIONAL
W 120 cm	H 230 cm	Std 100 kg	various bars and handles
L 120 cm	Wt 200 kg	Opt 130 kg	



PULLEY ROW

UPPER BODY
1XPL003

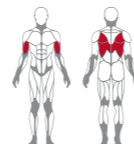


DIMENSIONS		LOAD	OPTIONAL
W 100 cm	H 225 cm	Std 100 kg	various bars and handles
L 175 cm	Wt 220 kg		



LAT PULLDOWN CONVERGENT

UPPER BODY
1XPL002

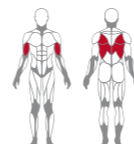


DIMENSIONS		LOAD
W 120 cm	H 200 cm	Std 100 kg
L 175 cm	Wt 245 kg	



ROWING MACHINE CONVERGENT

UPPER BODY
1XPL004

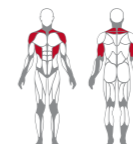


DIMENSIONS		LOAD
W 125 cm	H 200 cm	Std 100 kg
L 155 cm	Wt 245 kg	



DELTOID PRESS

UPPER BODY
1XPL025

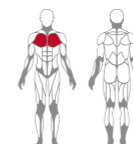


DIMENSIONS		LOAD	OPTIONAL
W 145 cm	H 165 cm	Std 80 kg	footrest with a slip-proof system
L 170 cm	Wt 245 kg	Opt 100 kg	



PECTORAL MACHINE

UPPER BODY
1XPL035

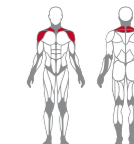


DIMENSIONS		LOAD	OPTIONAL
W 155 cm	H 165 cm	Std 80 kg	footrest with a slip-proof system
L 140 cm	Wt 255 kg	Opt 120 kg	



LATERAL DELTOIDS

UPPER BODY
1XPL026

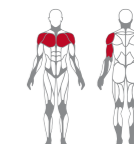


DIMENSIONS		LOAD
W 120 cm	H 165 cm	Std 80 kg
L 105 cm	Wt 200 kg	



VERTICAL CHEST PRESS

UPPER BODY
1XPL036

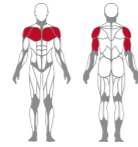


DIMENSIONS		LOAD	OPTIONAL
W 135 cm	H 165 cm	Std 100 kg	footrest with a slip-proof system
L 140 cm	Wt 260 kg		



INCLINED CHEST PRESS

UPPER BODY
1XPL037

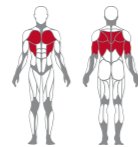


DIMENSIONS		LOAD		OPTIONAL
W	150 cm	H	165 cm	footrest with a slip-proof system
L	155 cm	Wt	265 kg	



PULLOVER MACHINE

UPPER BODY
1XPL039

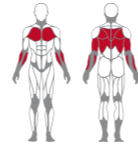


DIMENSIONS		LOAD		OPTIONAL
W	120 cm	H	175 cm	footrest with a slip-proof system
L	140 cm	Wt	265 kg	



DIPS PRESS

UPPER BODY
1XPL038

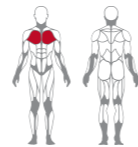


DIMENSIONS		LOAD	
W	105 cm	H	165 cm
L	145 cm	Wt	210 kg



INCLINED FLIGHT MACHINE

UPPER BODY
1XPL040

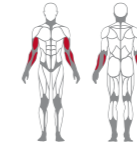


DIMENSIONS		LOAD	
W	155 cm	H	165 cm
L	210 cm	Wt	260 kg



CURLING MACHINE

UPPER BODY
1XPL051

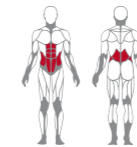


DIMENSIONS		LOAD	
W	105 cm	H	165 cm
L	120 cm	Wt	200 kg



LOWER BACK

CORE
1XPL005

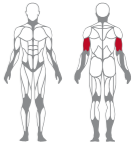


DIMENSIONS		LOAD	
W	105 cm	H	165 cm
L	125 cm	Wt	230 kg



TRICEPS MACHINE

UPPER BODY
1XPL053

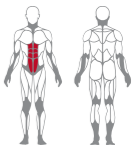


DIMENSIONS		LOAD		OPTIONAL
W	95 cm	H	165 cm	footrest with a slip-proof system
L	140 cm	Wt	165 kg	



UPPER ABDOMINAL MACHINE

CORE
1XPL065



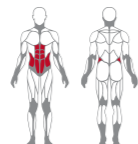
DIMENSIONS		LOAD	
W	100 cm	H	165 cm
L	125 cm	Wt	220 kg





TORSION MACHINE

CORE
1XPL066



International Patent

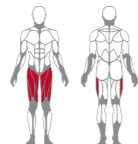


DIMENSIONS		LOAD	
W	160 cm	H	165 cm
L	130 cm	Std	50 kg
		Wt	200 kg
		Opt	100 kg



LEG EXTENSION

LOWER BODY
1XPL081

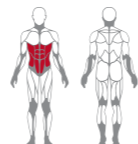


DIMENSIONS		LOAD	
W	105 cm	H	165 cm
L	180 cm	Std	80 kg
		Wt	235 kg
		Opt	100 kg




ABDOMINAL CRUNCH

CORE
1XPL067

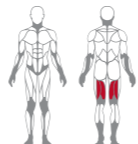


DIMENSIONS		LOAD	
W	110 cm	H	165 cm
L	125 cm	Std	50 kg
		Wt	190 kg
		Opt	80 kg




LEG CURLING

LOWER BODY
1XPL082

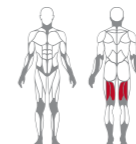


DIMENSIONS		LOAD	
W	105 cm	H	165 cm
L	180 cm	Std	80 kg
		Wt	225 kg



SEATED LEG CURLING

LOWER BODY
1XPL083

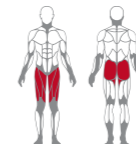


DIMENSIONS		LOAD	
W	105 cm	H	165 cm
L	175 cm	Std	50 kg
		Wt	220 kg
		Opt	80 kg



HORIZONTAL ADJUSTABLE LEG PRESS

LOWER BODY
1XPL085A



International Patent

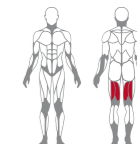


DIMENSIONS		LOAD	
W	120 cm	H	185 cm
L	245 cm	Std	200 kg
		Wt	460 kg




STANDING LEG CURLING

LOWER BODY
1XPL084

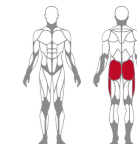


DIMENSIONS		LOAD	
W	110 cm	H	165 cm
L	160 cm	Std	50 kg
		Wt	210 kg
		Opt	80 kg



ABDUCTOR MACHINE

LOWER BODY
1XPL086



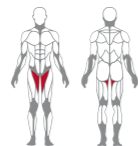
DIMENSIONS		LOAD	
W	125 cm	H	165 cm
L	155 cm	Std	80 kg
		Wt	210 kg
		Opt	100 kg






ADDUCTOR MACHINE

LOWER BODY
1XPL087

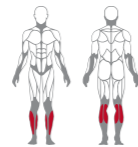


DIMENSIONS		LOAD	
W	160 cm	H	165 cm
L	155 cm	Wt	220 kg
		Std	80 kg
		Opt	100 kg



CALF MACHINE

LOWER BODY
1XPL089

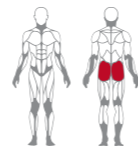


DIMENSIONS		LOAD	
W	70 cm	H	190 cm
L	105 cm	Wt	225 kg
		Std	120 kg




GLUTEUS MACHINE

LOWER BODY
1XPL088

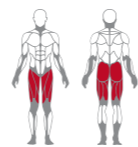


DIMENSIONS		LOAD	
W	110 cm	H	165 cm
L	145 cm	Wt	205 kg
		Std	50 kg
		Opt	80 kg



MULTI HIP

LOWER BODY
1XPL090

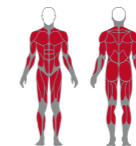


DIMENSIONS		LOAD	
W	105 cm	H	185 cm
L	120 cm	Wt	250 kg
		Std	80 kg
		Opt	100 kg

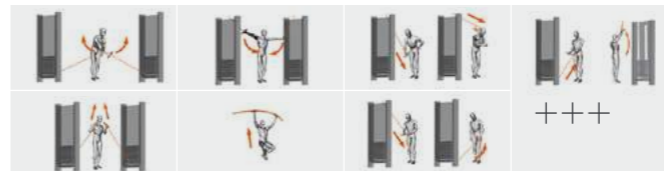


CABLE CROSSOVER

MULTIFUNCTIONAL
1XPL111

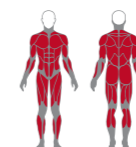


DIMENSIONS		LOAD		OPTIONAL
W	95 cm	H	220 cm	various bars and handles
L	305 cm	Wt	325 kg	
		Std	80 kg	
		Opt	100 kg	



4-STATION MULTI GYM + CABLE STATION WITH BAR

MULTIFUNCTIONAL
1XPL112+1XPL116

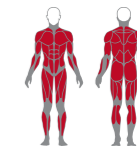


DIMENSIONS		LOAD		OPTIONAL
W	140 cm	H	225 cm	various bars and handles
L	370 cm	Wt	655 kg	
		Std	50/80 kg	
		Opt	100 kg	



4-STATION MULTI GYM

MULTIFUNCTIONAL
1XPL112

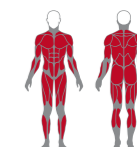


DIMENSIONS		LOAD		OPTIONAL
W	140 cm	H	225 cm	various bars and handles
L	120 cm	Wt	480 kg	
		Std	50/80 kg	
		Opt	100 kg	




JUNGLE MACHINE

MULTIFUNCTIONAL
1XPL115



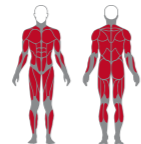
DIMENSIONS		LOAD		OPTIONAL
W	335 cm	H	225 cm	available symmetrical version (1XPL115S)
L	140 cm	Wt	615 kg	
		Std	80/100 kg	
		Opt	100 kg	



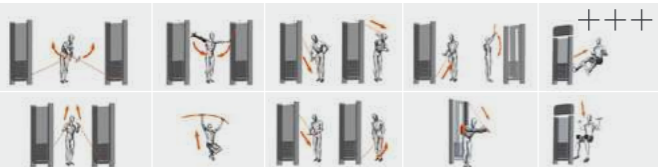


JUNGLE MACHINE + CABLE STATION WITH BAR

MULTIFUNCTIONAL
1XPL115+1XPL116

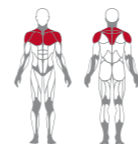


DIMENSIONS		LOAD		OPTIONAL
W	335 cm	H	225 cm	Std 80/100 kg Opt 100 kg various bars and handles
L	390 cm	Wt	790 kg	



PECK BACK

MULTIFUNCTIONAL
1XPL117

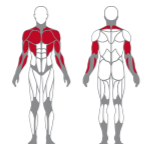


DIMENSIONS		LOAD	
W	160 cm	H	195 cm
L	165 cm	Wt	205 kg




MULTIPURPOSE CHEST PRESS

MULTIFUNCTIONAL
1XPL118



DIMENSIONS		LOAD	
W	115 cm	H	190 cm
L	225 cm	Wt	275 kg





Worldwide Fitness Company

Fit Evo

PANATTA FIT EVO




Design moderno, biomeccanica Panatta.
Fit Evo combina perfettamente funzionalità
ed estetica, garantendo il massimo comfort
per tutti gli utenti.

Cutting-edge biomechanical design by Panatta.
Fit Evo is the perfect combination of functionality
and aesthetics, guaranteeing the maximum
comfort for every user.

n° machines: 55
n° benches: 22

Find more



FR. Design moderne, biomécanique Panatta. Fit Evo allie
parfaitement fonctionnalité et esthétique, tout en garantissant un
confort maximum pour tous les usagers.

ES. Diseño moderno, biomecánica Panatta. Fit Evo combina
perfectamente funcionalidad y estética, garantizando la máxima
comodidad para todos los usuarios.

DE. Modernes Design, Biomechanik von Panatta. Fit Evo
ist die perfekte Kombination von Funktionalität und Ästhetik
und garantiert so höchsten Komfort für alle Benutzer.

RU. Современный дизайн. Биомеханика компании Panatta.
Fit Evo прекрасно сочетает в себе функциональность и
красивый внешний вид, гарантируя всем пользователям
максимальный комфорт.

AR.

تصميم حديث وبيوميكانيكي من صنع Panatta.
جمع تشكيلة Fit Evo بشكل تام ما بين العملية والجمالية، وتضمن أقصى حد
من الراحة لجميع المستخدمين.

DESIGN
& MADE
INITALY



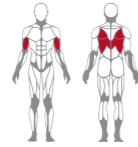
FT EVO





LAT PULLDOWN

UPPER BODY
1FE001

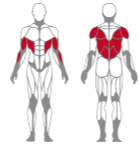


DIMENSIONS		LOAD		OPTIONAL
W	120 cm	H	240 cm	various bars and handles
L	140 cm	Wt	195 kg	

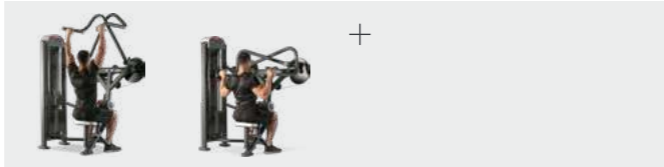


LAT PULLDOWN CIRCULAR

UPPER BODY
1FE002

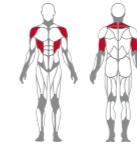


DIMENSIONS		LOAD	
W	145 cm	H	215 cm
L	95 cm	Wt	255 kg



DELTOID PRESS

UPPER BODY
1FE025

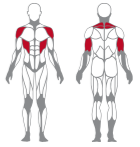


DIMENSIONS		LOAD	
W	160 cm	H	160 cm
L	170 cm	Wt	210 kg



DELTOID PRESS / BASE

UPPER BODY
1FE025B

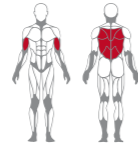


DIMENSIONS		LOAD	
W	160 cm	H	160 cm
L	125 cm	Wt	180 kg



PULLEY ROW

UPPER BODY
1FE003

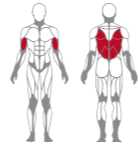


DIMENSIONS		LOAD		OPTIONAL
W	100 cm	H	225 cm	various bars and handles
L	175 cm	Wt	215 kg	



ROWING MACHINE CIRCULAR

UPPER BODY
1FE004

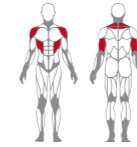


DIMENSIONS		LOAD	
W	155 cm	H	160 cm
L	135 cm	Wt	240 kg



DELTOID PRESS CIRCULAR

UPPER BODY
1FE024

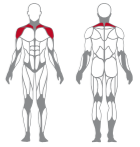


DIMENSIONS		LOAD	
W	155 cm	H	160 cm
L	145 cm	Wt	265 kg



LATERAL DELTOIDS

UPPER BODY
1FE026



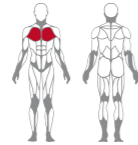
DIMENSIONS		LOAD	
W	125 cm	H	160 cm
L	95 cm	Wt	175 kg





PECTORAL MACHINE

UPPER BODY
1FE035

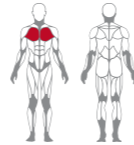


DIMENSIONS		LOAD	
W	145 cm	H	160 cm
L	130 cm	Std	80 kg
		Wt	230 kg
		Opt	120 kg



PECTORAL MACHINE / BASE

UPPER BODY
1FE035B

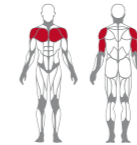


DIMENSIONS		LOAD	
W	145 cm	H	160 cm
L	95 cm	Std	80 kg
		Wt	220 kg
		Opt	120 kg




VERTICAL CHEST PRESS CIRCULAR

UPPER BODY
1FE033

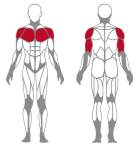


DIMENSIONS		LOAD	
W	145 cm	H	170 cm
L	130 cm	Std	100 kg
		Wt	260 kg
		Opt	120 kg



INCLINED CHEST PRESS CIRCULAR

UPPER BODY
1FE034

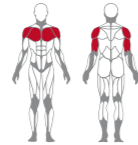


DIMENSIONS		LOAD	
W	145 cm	H	160 cm
L	150 cm	Std	100 kg
		Wt	255 kg
		Opt	120 kg



VERTICAL CHEST PRESS

UPPER BODY
1FE036

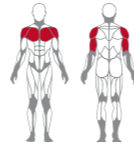


DIMENSIONS		LOAD	
W	150 cm	H	160 cm
L	120 cm	Std	100 kg
		Wt	230 kg



VERTICAL CHEST PRESS / BASE

UPPER BODY
1FE036B

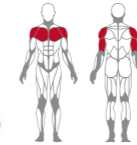


DIMENSIONS		LOAD	
W	150 cm	H	160 cm
L	85 cm	Std	100 kg
		Wt	215 kg




INCLINED CHEST PRESS

UPPER BODY
1FE037

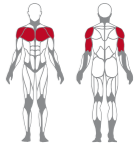


DIMENSIONS		LOAD	
W	160 cm	H	190 cm
L	145 cm	Std	80 kg
		Wt	210 kg
		Opt	120 kg



INCLINED CHEST PRESS / BASE

UPPER BODY
1FE037B



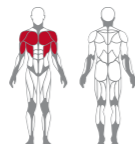
DIMENSIONS		LOAD	
W	160 cm	H	190 cm
L	100 cm	Std	80 kg
		Wt	200 kg
		Opt	120 kg





PULLOVER MACHINE

UPPER BODY
1FE039

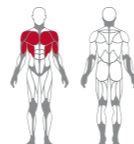


DIMENSIONS		LOAD	
W 140 cm	H 160 cm	Std 80 kg	
L 150 cm	Wt 235 kg	Opt 100 kg	



PULLOVER MACHINE / BASE

UPPER BODY
1FE039B

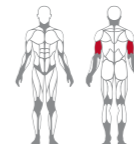


DIMENSIONS		LOAD	
W 140 cm	H 160 cm	Std 80 kg	
L 115 cm	Wt 225 kg	Opt 100 kg	



TRICEPS MACHINE

UPPER BODY
1FE053

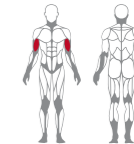


DIMENSIONS		LOAD	
W 115 cm	H 160 cm	Std 50 kg	
L 120 cm	Wt 170 kg	Opt 80 kg	



ALTERNATE ARM CURL

UPPER BODY
1FE056

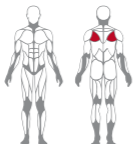


DIMENSIONS		LOAD	
W 150 cm	H 160 cm	Std 50 kg	
L 85 cm	Wt 180 kg	Opt 80 kg	



ROTARY CUFF

UPPER BODY
1FE027

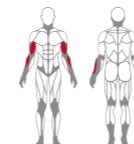


DIMENSIONS		LOAD	
W 150 cm	H 160 cm	Std 50 kg	
L 105 cm	Wt 190 kg	Opt 80 kg	



CURLING MACHINE

UPPER BODY
1FE051

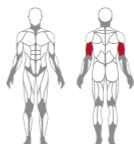


DIMENSIONS		LOAD	
W 110 cm	H 160 cm	Std 50 kg	
L 85 cm	Wt 165 kg	Opt 80 kg	



ALTERNATE ARM EXTENSION

UPPER BODY
1FE057

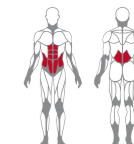


DIMENSIONS		LOAD	
W 150 cm	H 160 cm	Std 50 kg	
L 85 cm	Wt 190 kg	Opt 80 kg	



LOWER BACK

CORE
1FE005

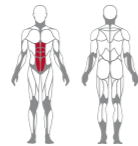


DIMENSIONS		LOAD	
W 140 cm	H 160 cm	Std 50 kg	
L 150 cm	Wt 185 kg	Opt 120 kg	



UPPER ABDOMINAL MACHINE

CORE
1FE065

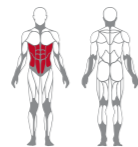


DIMENSIONS		LOAD	
W 140 cm	H 160 cm	Std 50 kg	
L 160 cm	Wt 180 kg	Opt 100 kg	



ABDOMINAL CRUNCH

CORE
1FE067

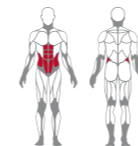


DIMENSIONS		LOAD	
W 130 cm	H 130 cm	Std 50 kg	
L 130 cm	Wt 180 kg	Opt 80 kg	



TORSION MACHINE

CORE
1FE066

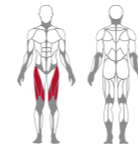


DIMENSIONS		LOAD	
W 145 cm	H 160 cm	Std 50 kg	
L 110 cm	Wt 175 kg	Opt 100 kg	



LEG EXTENSION

LOWER BODY
1FE081

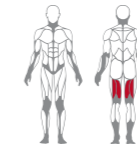


DIMENSIONS		LOAD	
W 105 cm	H 160 cm	Std 80 kg	
L 150 cm	Wt 210 kg	Opt 100 kg	



LEG CURLING

LOWER BODY
1FE082

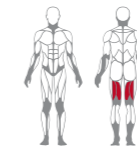


DIMENSIONS		LOAD	
W 100 cm	H 160 cm	Std 50 kg	
L 165 cm	Wt 180 kg	Opt 100 kg	



STANDING LEG CURLING

LOWER BODY
1FE084

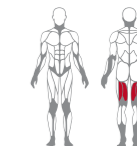


DIMENSIONS		LOAD	
W 110 cm	H 160 cm	Std 50 kg	
L 140 cm	Wt 200 kg	Opt 80 kg	



SEATED LEG CURLING

LOWER BODY
1FE083

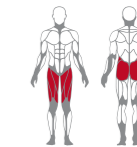


DIMENSIONS		LOAD	
W 105 cm	H 160 cm	Std 50 kg	
L 155 cm	Wt 180 kg	Opt 80 kg	



HORIZONTAL LEG PRESS

LOWER BODY
1FE085



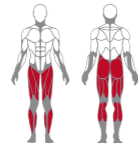
DIMENSIONS		LOAD	
W 120 cm	H 185 cm	Std 150 kg	
L 220 cm	Wt 355 kg	Opt 200 kg	





DUAL SYSTEM HORIZONTAL LEG PRESS

LOWER BODY
1FE095



MAIN FEATURES

- ▶ Physiological load curve with pantograph progressive system
- ▶ Independent levers with blocking system: unilateral or bilateral exercise
- ▶ Start position adjustment



DIMENSIONS

W 115 cm H 185 cm
L 195 cm Wt 450 kg

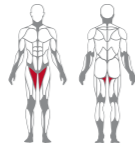
LOAD

Std 200 kg
Opt 250 kg



ADDUCTOR MACHINE

LOWER BODY
1FE087



DIMENSIONS

W 70 cm H 160 cm
L 185 cm Wt 185 kg

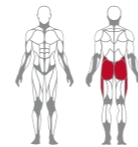
LOAD

Std 50 kg
Opt 100 kg



ABDUCTOR MACHINE

LOWER BODY
1FE086



DIMENSIONS

W 70 cm H 160 cm
L 180 cm Wt 185 kg

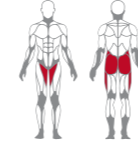
LOAD

Std 50 kg
Opt 100 kg



ADDUCTOR/ABDUCTOR MACHINE

LOWER BODY
1FE093



DIMENSIONS

W 70 cm H 160 cm
L 185 cm Wt 200 kg

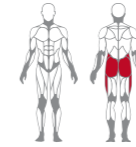
LOAD

Std 50 kg
Opt 100 kg



STANDING ABDUCTOR MACHINE

LOWER BODY
1FE096



DIMENSIONS

W 80 cm H 160 cm
L 160 cm Wt 230 kg

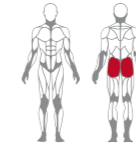
LOAD

Std 100 kg



GLUTEUS MACHINE

LOWER BODY
1FE088



DIMENSIONS

W 110 cm H 160 cm
L 150 cm Wt 215 kg

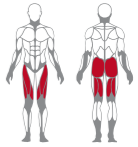
LOAD

Std 50 kg
Opt 80 kg



MASTER GLUTEUS

LOWER BODY
1FE094



MAIN FEATURES

- ▶ Multiple workout position: adjustable system for selecting the workout level on 3 different angles
- ▶ Adjustable thrust arm non-slip painted
- ▶ Elbow padding and support grips with horizontal adjustment



DIMENSIONS

W 105 cm H 160 cm
L 205 cm Wt 275 kg

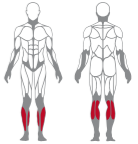
LOAD

Std 100 kg
Opt 120 kg



CALF MACHINE

LOWER BODY
1FE089




DIMENSIONS

W 100 cm H 190 cm
L 95 cm Wt 210 kg

LOAD

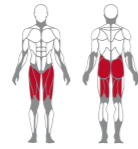
Std 100 kg
Opt 120 kg





MULTI HIP

LOWER BODY
1FE090

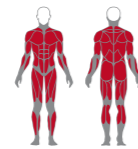


DIMENSIONS		LOAD	
W	100 cm	H	160 cm
L	135 cm	Wt	190 kg
		Std	50 kg




ADJUSTABLE CABLE CROSSOVER

MULTIFUNCTIONAL
1FE125

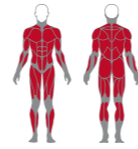


DIMENSIONS		LOAD		OPTIONAL
W	95 cm	H	230 cm	various bars and handles
L	390 cm	Wt	390 kg	
		Std	50 kg	
		Opt	100 kg	




CABLE CROSSOVER

MULTIFUNCTIONAL
1FE111

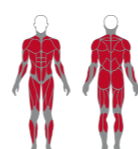


DIMENSIONS		LOAD		OPTIONAL
W	100 cm	H	220 cm	various bars and handles
L	370 cm	Wt	245 kg	
		Std	50 kg	
		Opt	100 kg	



4-STATION MULTI GYM

MULTIFUNCTIONAL
1FE112

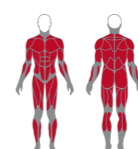


DIMENSIONS		LOAD		OPTIONAL
W	130 cm	H	230 cm	back rest
L	140 cm	Wt	350 kg	
		Std	50 kg	
		Opt	100 kg	



4-STATION MULTI GYM + CABLE STATION WITH BAR

MULTIFUNCTIONAL
1FE112+1FE116

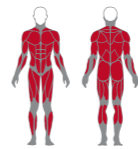


DIMENSIONS		LOAD		OPTIONAL
W	130 cm	H	230 cm	back rest; various bars and handles
L	445 cm	Wt	505 kg	
		Std	50 kg	
		Opt	100 kg	



SMITH MACHINE LINEAR BEARINGS

MULTIFUNCTIONAL
1FE113B

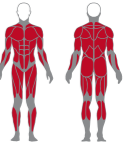


DIMENSIONS		LOAD		OPTIONAL
W	200 cm	H	215 cm	1FE201 Fully Adjustable Bench
L	150 cm	Wt	140 kg	
		Max	200 kg	




4 STATION MULTI GYM + ADJUSTABLE CABLE STATION WITH BAR

MULTIFUNCTIONAL
1FE112 +1FE124

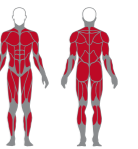


DIMENSIONS		LOAD		OPTIONAL
W	130 cm	H	230 cm	various bars and handles
L	445 cm	Wt	500 kg	
		Std	50 kg	
		Opt	100 kg	



HIGH LOW PULLEY

MULTIFUNCTIONAL
1FE114B



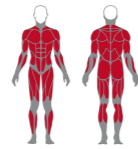
DIMENSIONS		LOAD		OPTIONAL
W	95 cm	H	230 cm	back rest; various bars and handles
L	90 cm	Wt	150 kg	
		Std	50 kg	
		Opt	100 kg	





JUNGLE MACHINE

MULTIFUNCTIONAL
1FE115

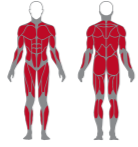


DIMENSIONS		LOAD		OPTIONAL
W 240 cm	H 240 cm	Std 50/100 kg		various bars and handles
L 175 cm	Wt 525 kg	Opt 120 kg		



JUNGLE MACHINE + CABLE STATION WITH BAR

MULTIFUNCTIONAL
1FE115+1FE116

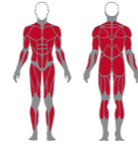


DIMENSIONS		LOAD		OPTIONAL
W 175 cm	H 240 cm	Std 50/100 kg		various bars and handles
L 440 cm	Wt 665 kg	Opt 100/120 kg		



JUNGLE MACHINE HLP

MULTIFUNCTIONAL
1FE120

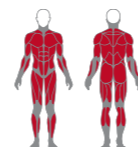


DIMENSIONS		LOAD		OPTIONAL
W 175 cm	H 240 cm	Std 50/100 kg		schienale/back rest; various bars and handles
L 240 cm	Wt 525 kg	Opt 120 kg		



JUNGLE MACHINE HLP + ADJUSTABLE CABLE STATION WITH BAR

MULTIFUNCTIONAL
1FE120 + 1FE124

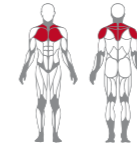


DIMENSIONS		LOAD		OPTIONAL
W 240 cm	H 240 cm	Std 50/100 kg		various bars and handles
L 470 cm	Wt 470 kg	Opt 100/120 kg		



PECK BACK

MULTIFUNCTIONAL
1FE117

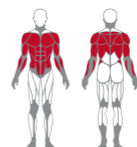


DIMENSIONS		LOAD	
W 140 cm	H 195 cm	Std 80 kg	
L 130 cm	Wt 165 kg	Opt 100 kg	



CHIN AND DIP COUNTER BALANCED

MULTIFUNCTIONAL
1FE121

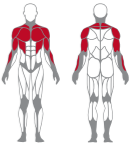


DIMENSIONS		LOAD	
W 110 cm	H 240 cm	Std 50 kg	
L 165 cm	Wt 300 kg	Opt 80 kg	



MULTIPURPOSE PRESS


MULTIFUNCTIONAL
1FE118A



- MAIN FEATURES:**
- Four machines in one
 - Bench horizontal adjustment: 4 positions
 - Back inclination adjustment gas assisted: 8 positions from -15° declined to 85° inclined
 - Seat inclination adjustment: 3 positions
 - Big handle start position adjustment: 15 positions

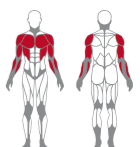


DIMENSIONS		LOAD	
W 150 cm	H 160 cm	Std 100 kg	
L 175 cm	Wt 305 kg	Opt 120 kg	



OLYMPIC DECLINED BENCH

BENCHES
1FE206



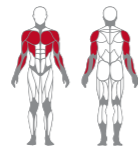
DIMENSIONS		LOAD		OPTIONAL
W 155 cm	H 135 cm	Max 310 kg		barbells
L 185 cm	Wt 80 kg			





OLYMPIC FLAT BENCH

BENCHES
1FE203

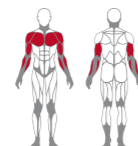


DIMENSIONS		LOAD	OPTIONAL
W	155 cm	Max 310 kg	barbells
L	190 cm		
H	135 cm		
Wt	80 kg		



OLYMPIC INCLINED BENCH

BENCHES
1FE205

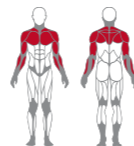


DIMENSIONS		LOAD	OPTIONAL
W	155 cm	Max 310 kg	barbells
L	180 cm		
H	165 cm		
Wt	140 kg		



FLAT BENCH

BENCHES
1FE202



DIMENSIONS		LOAD	OPTIONAL
W	75 cm	Max 310 kg	barbells
L	140 cm		
H	55 cm		
Wt	40 kg		

OLYMPIC SHOULDER BENCH

BENCHES
1FE207

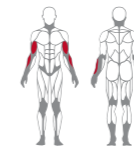


DIMENSIONS		LOAD	OPTIONAL
W	155 cm	Max 310 kg	barbells
L	105 cm		
H	185 cm		
Wt	110 kg		



SEATED CURL BENCH

BENCHES
1FE208

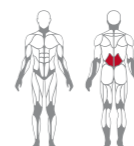


DIMENSIONS		LOAD	OPTIONAL
W	85 cm	Max 310 kg	barbells
L	100 cm		
H	100 cm		
Wt	55 kg		



ADJUSTABLE BACK EXTENSION

BENCHES
1FE200

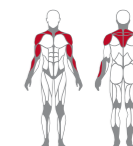


DIMENSIONS		LOAD	OPTIONAL
W	95 cm	Max 310 kg	barbells
L	145 cm		
H	130 cm		
Wt	75 kg		



CURL RACK

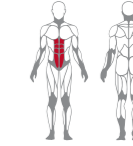
BENCHES
1FE209



DIMENSIONS		LOAD	OPTIONAL
W	110 cm	Max 310 kg	barbells
L	85 cm		
H	100 cm		
Wt	40 kg		

ADJUSTABLE CRUNCH BOARD

BENCHES
1FE210



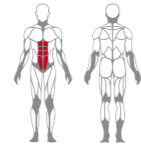
DIMENSIONS		LOAD	OPTIONAL
W	75 cm	Max 310 kg	barbells
L	140 cm		
H	110 cm		
Wt	45 kg		





REVERSE CRUNCH ABS

BENCHES
1FE217



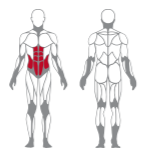
DIMENSIONS

W 155 cm H 140 cm
L 85 cm Wt 82 kg



ABDOMINAL ISOLATOR

BENCHES
1FE214



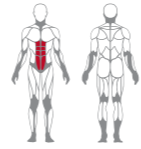
DIMENSIONS

W 105 cm H 170 cm
L 135 cm Wt 190 kg



SIT UP BOARD

BENCHES
1FE212



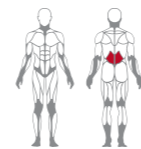
DIMENSIONS

W 80 cm H 130 cm
L 235 cm Wt 80 kg




IPEREXTENSION BENCH

BENCHES
1FE220



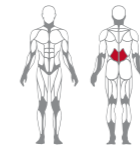
DIMENSIONS

W 80 cm H 120 cm
L 165 cm Wt 60 kg



IPEREXTENSION 45° BENCH

BENCHES
1FE221



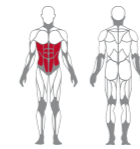
DIMENSIONS

W 80 cm H 110 cm
L 150 cm Wt 80 kg




STANDING DOUBLE TWISTER

CORE
1FE215



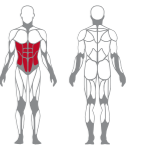
DIMENSIONS

W 75 cm H 150 cm
L 160 cm Wt 130 kg




TORSION BENCH

BENCHES
1FE213



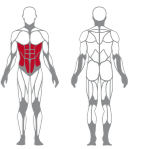
DIMENSIONS

W 75 cm H 150 cm
L 135 cm Wt 80 kg




STANDING AND SEATED DOUBLE TWISTER

CORE
1FE216



DIMENSIONS

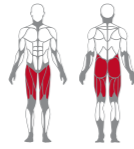
W 105 cm H 150 cm
L 210 cm Wt 165 kg






SISSY SQUAT

BENCHES
1FE231

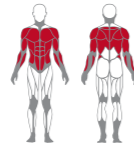


DIMENSIONS
W 65 cm H 55 cm
L 115 cm Wt 60 kg



MULTIPURPOSE SEATED BENCH

BENCHES
1FE204

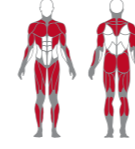


DIMENSIONS
W 75 cm H 100 cm
L 140 cm Wt 35 kg




SQUAT RACK

BENCHES
1FE230

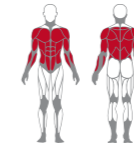


DIMENSIONS **LOAD** **OPTIONAL**
W 155 cm H 230 cm Max 400 kg barbells
L 150 cm Wt 145 kg



CHIN AND DIP

BENCHES
1FE211

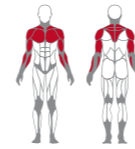


DIMENSIONS
W 135 cm H 265 cm
L 125 cm Wt 135 kg



FULLY ADJUSTABLE BENCH

BENCHES
1FE201



DIMENSIONS
W 75 cm H 50 cm
L 145 cm Wt 45 kg





Worldwide Fitness Company



strength - elegance - comfort

PANATTA SEC

Linea di macchine isotoniche firmata Panatta.
Il design accattivante, la solidità e l'ottimo
rapporto qualità/prezzo ne fanno una linea
altamente competitiva.

Panatta's line of isotonic equipment.
The attractive design, sturdiness,
and the excellent price-quality ratio make
this line highly competitive.

n° machines: 32
n° benches: 10

Find more



FR. Ligne de machines isotoniques signées par Panatta.
Le design attractif, la solidité et l'excellent rapport qualité/prix en
font une ligne hautement compétitive.

ES. Línea de máquinas isotónicas firmada por Panatta.
El diseño cautivador, la solidez y una óptima relación calidad/precio
hacen que sea una línea altamente competitiva.

DE. Linie isotonischer Maschinen aus dem Hause Panatta.
Attraktives Design, Solidität und optimales Preis-Leistungs-Verhältnis
machen diese Linie hoch wettbewerbsfähig.

RU. Это линия изотонического оборудования марки Panatta.
Привлекательный дизайн, прочность и прекрасное отношение
между ценой и качеством сделали её конкурентоспособной
линией.

AR.

تشكيلة من الماكينات المتساوية التوتر التي تحمل ماركة Panatta.
تشكيلة منافسة للغاية بفضل التصميم الفاتن والصلابة العالية والعلاقة
المتأزفة ما بين النوعية/السعر.

DESIGN
& MADE
INITALY

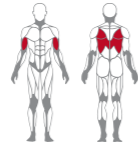




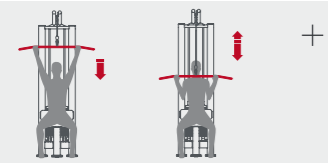


LAT PULLDOWN

UPPER BODY
1SC001

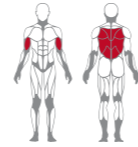


DIMENSIONS		LOAD		OPTIONAL
W	120 cm	H	230 cm	various bars and handles
L	115 cm	Wt	140 kg	

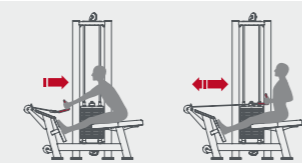


PULLEY ROW

UPPER BODY
1SC003

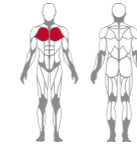


DIMENSIONS		LOAD		OPTIONAL
W	105 cm	H	215 cm	various bars and handles
L	175 cm	Wt	180 kg	

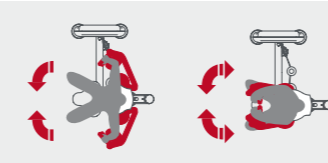


PECTORAL MACHINE

UPPER BODY
1SC035

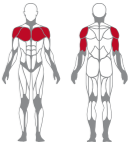


DIMENSIONS		LOAD	
W	140 cm	H	160 cm
L	95 cm	Wt	180 kg

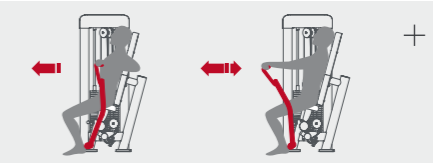


VERTICAL CHEST PRESS CONVERGENT

UPPER BODY
1SC034

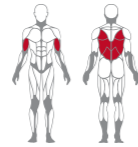


DIMENSIONS		LOAD	
W	140 cm	H	160 cm
L	80 cm	Wt	200 kg

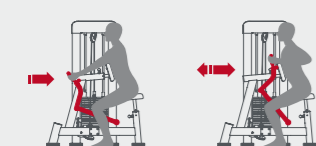


ROWING MACHINE

UPPER BODY
1SC004

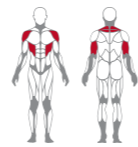


DIMENSIONS		LOAD	
W	130 cm	H	160 cm
L	115 cm	Wt	230 kg

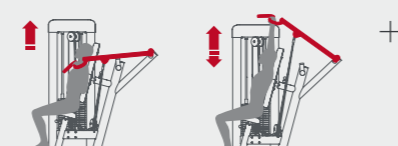


DELTOID PRESS CONVERGENT

UPPER BODY
1SC024

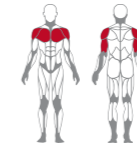


DIMENSIONS		LOAD		OPTIONAL
W	165 cm	H	160 cm	footrest with a slip-proof system
L	135 cm	Wt	190 kg	



INCLINED CHEST PRESS CONVERGENT

UPPER BODY
1SC037

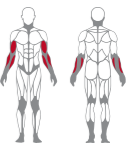


DIMENSIONS		LOAD	
W	160 cm	H	175 cm
L	100 cm	Wt	190 kg

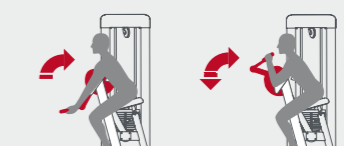


CURLING MACHINE

UPPER BODY
1SC051



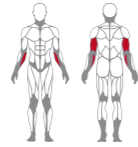
DIMENSIONS		LOAD	
W	110 cm	H	160 cm
L	90 cm	Wt	150 kg



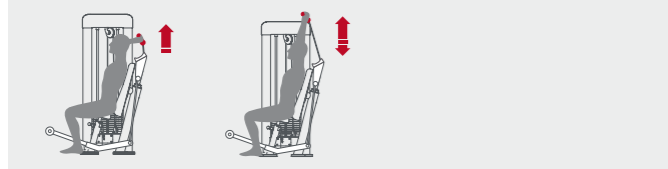


TRICEPS MACHINE

UPPER BODY
1SC053

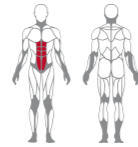


DIMENSIONS		LOAD	
W 100 cm	H 160 cm	Std 60 kg	
L 115 cm	Wt 155 kg		

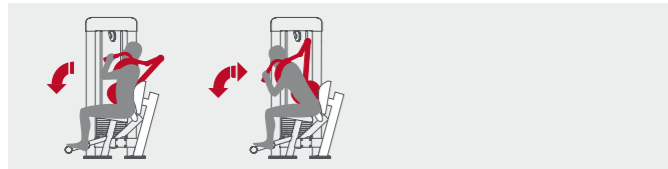


UPPER ABDOMINAL MACHINE

CORE
1SC065

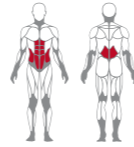


DIMENSIONS		LOAD	
W 95 cm	H 160 cm	Std 50 kg	
L 115 cm	Wt 145 kg	Opt 80 kg	

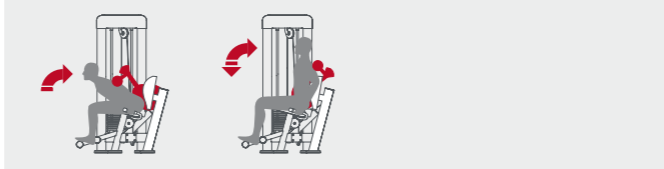


LOWER BACK

CORE
1SC005

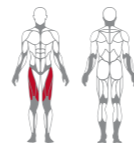


DIMENSIONS		LOAD	
W 140 cm	H 160 cm	Std 60 kg	
L 105 cm	Wt 165 kg	Opt 80 kg	

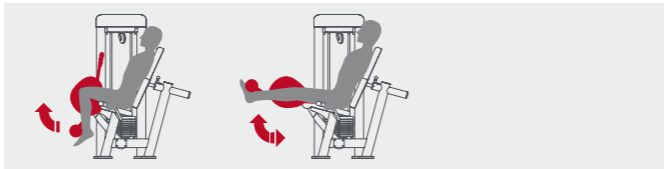


LEG EXTENSION

LOWER BODY
1SC081

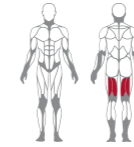


DIMENSIONS		LOAD	
W 105 cm	H 160 cm	Std 50 kg	
L 150 cm	Wt 155 kg	Opt 80 kg	

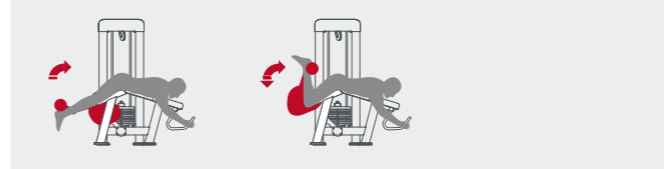


LEG CURLING

LOWER BODY
1SC082

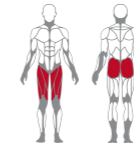


DIMENSIONS		LOAD	
W 105 cm	H 160 cm	Std 50 kg	
L 165 cm	Wt 155 kg	Opt 80 kg	

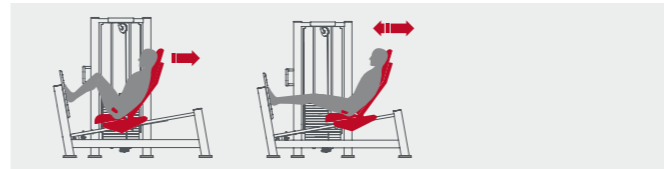


HORIZONTAL LEG PRESS

LOWER BODY
1SC085

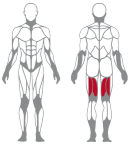


DIMENSIONS		LOAD	
W 120 cm	H 205 cm	Std 150 kg	
L 200 cm	Wt 310 kg		



SEATED LEG CURLING

LOWER BODY
1SC083

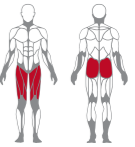


DIMENSIONS		LOAD	
W 105 cm	H 160 cm	Std 50 kg	
L 155 cm	Wt 155 kg	Opt 80 kg	

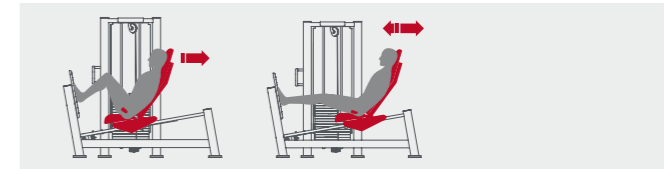


HORIZONTAL LEG PRESS MEDICAL

LOWER BODY
1SC085M



DIMENSIONS		LOAD	
W 120 cm	H 150 cm	Std 120 kg	
L 205 cm	Wt 310 kg		



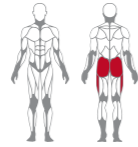
- MAIN FEATURES:**
- ▶ Adjustable shoulders rest
 - ▶ Adjustable backrest inclination gas assisted in 2 positions
 - ▶ Platform with adjustable inclination
 - ▶ Range limiting system



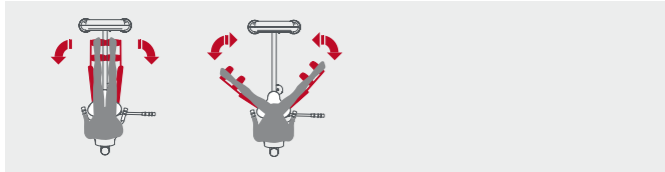


ABDUCTOR MACHINE

LOWER BODY
1SC086

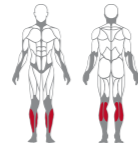


DIMENSIONS		LOAD	
W	180 cm	H	160 cm
L	165 cm	Wt	130 kg
		Std	50 kg
		Opt	80 kg



CALF MACHINE

LOWER BODY
1SC089

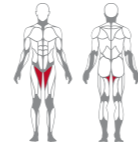


DIMENSIONS		LOAD	
W	65 cm	H	185 cm
L	75 cm	Wt	165 kg
		Std	100 kg
		Opt	120 kg

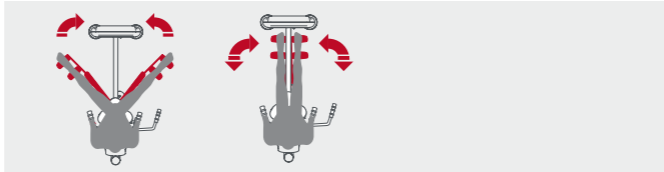


ADDUCTOR MACHINE

LOWER BODY
1SC087

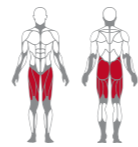


DIMENSIONS		LOAD		OPTIONAL
W	180 cm	H	160 cm	
L	165 cm	Wt	130 kg	
		Std	50 kg	pre-load lever
		Opt	80 kg	



MULTI HIP

LOWER BODY
1SC090

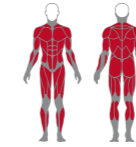


DIMENSIONS		LOAD	
W	100 cm	H	160 cm
L	125 cm	Wt	140 kg
		Std	50 kg

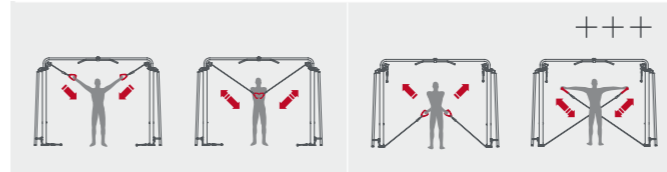


CABLE CROSSOVER

MULTIFUNCTIONAL
1SC111

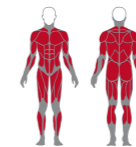


DIMENSIONS		LOAD		OPTIONAL
W	125 cm	H	235 cm	
L	370 cm	Wt	290 kg	
		Std	50 kg	multi traction bar; various bars and handles
		Opt	80 kg	

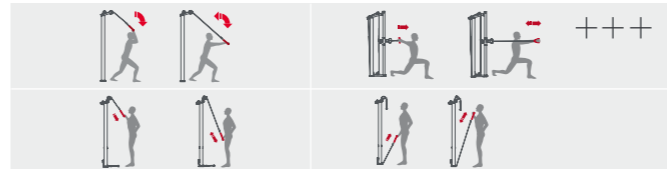


4-STATION MULTI GYM

MULTIFUNCTIONAL
1SC112

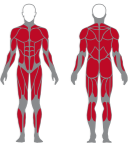


DIMENSIONS		LOAD		OPTIONAL
W	110 cm	H	225 cm	
L	140 cm	Wt	330 kg	
		Std	50 kg	various bars and handles
		Opt	80 kg	

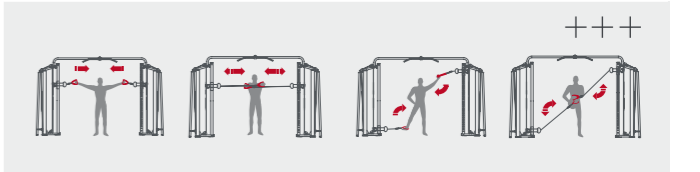


ADJUSTABLE CABLE CROSSOVER

MULTIFUNCTIONAL
1SC120

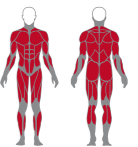


DIMENSIONS		LOAD		OPTIONAL
W	125 cm	H	240 cm	
L	430 cm	Wt	330 kg	
		Std	50 kg	multi traction bar; various bars and handles
		Opt	80 kg	

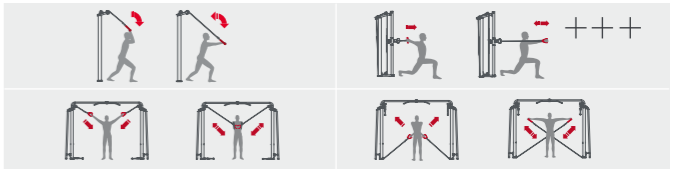


4-STATION MULTI GYM + CABLE STATION WITH BAR

MULTIFUNCTIONAL
1SC112+1SC116



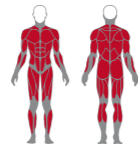
DIMENSIONS		LOAD		OPTIONAL
W	110 cm	H	235 cm	
L	425 cm	Wt	450 kg	
		Std	50 kg	various bars and handles
		Opt	80 kg	



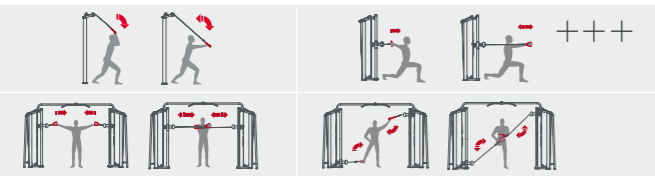


4-STATION MULTI GYM + ADJUSTABLE CABLE STATION WITH BAR

MULTIFUNCTIONAL
1SC112+1SC124

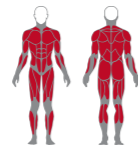


DIMENSIONS		LOAD	OPTIONAL
W 110 cm	H 240 cm	Std 50 kg	multi traction bar; various bars and handles
L 435 cm	Wt 480 kg	Opt 80 kg	




HIG LOW PULLEY

MULTIFUNCTIONAL
1SC114

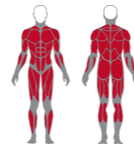


DIMENSIONS		LOAD	OPTIONAL
W 100 cm	H 225 cm	Std 50 kg	various bars and handles
L 115 cm	Wt 150 kg	Opt 80 kg	

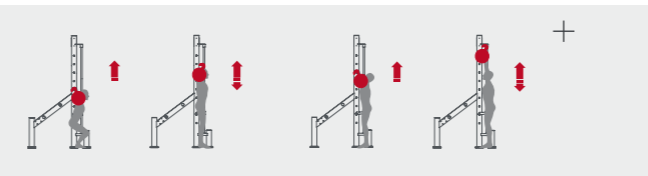


SMITH MACHINE LINEAR BEARINGS

MULTIFUNCTIONAL
1SC113A

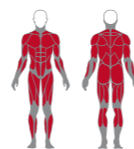


DIMENSIONS		LOAD	OPTIONAL
W 225 cm	H 220 cm	Max 310 kg	1SC201 fully adjustable bench
L 125 cm	Wt 135 kg		

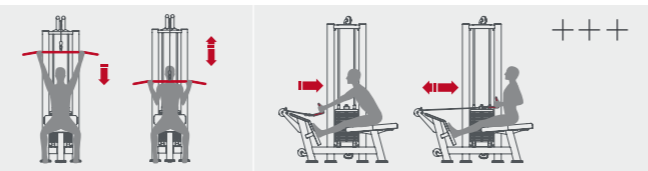


JUNGLE MACHINE

MULTIFUNCTIONAL
1SC115

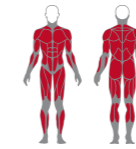


DIMENSIONS		LOAD	OPTIONAL
W 160 cm	H 230 cm	Std 50/80 kg	various bars and handles
L 185 cm	Wt 345 kg	Opt 80/100 kg	

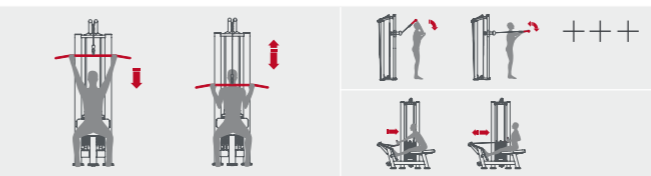


JUNGLE MACHINE HLP

MULTIFUNCTIONAL
1SC115HLP

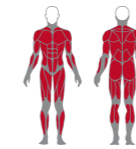


DIMENSIONS		LOAD	OPTIONAL
W 185 cm	H 225 cm	Std 50/80 kg	various bars and handles
L 210 cm	Wt 350 kg	Opt 80/100 kg	

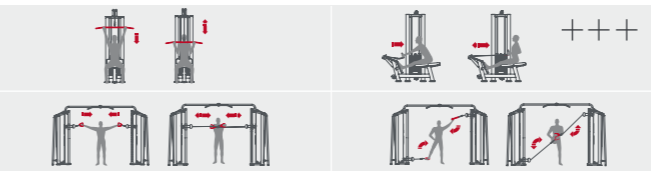


JUNGLE MACHINE HLP + ADJUSTABLE CABLE STATION WITH BAR

MULTIFUNCTIONAL
1SC115HLP+1SC124

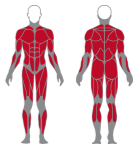


DIMENSIONS		LOAD	OPTIONAL
W 186 cm	H 235 cm	Std 50/80 kg	multi traction bar; various bars and handles
L 455 cm	Wt 450 kg	Opt 80/100 kg	

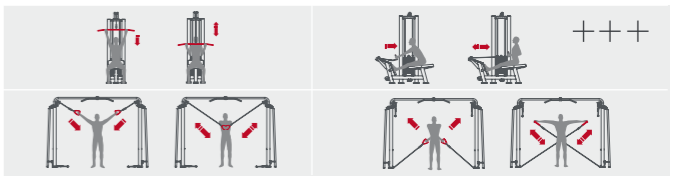


JUNGLE MACHINE + CABLE STATION WITH BAR

MULTIFUNCTIONAL
1SC115+1SC116

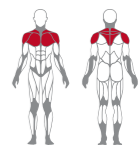


DIMENSIONS		LOAD	OPTIONAL
W 185 cm	H 240 cm	Std 50/80 kg	multi traction bar; various bars and handles
L 510 cm	Wt 520 kg	Opt 80/100 kg	

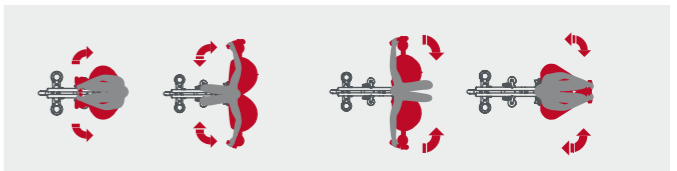


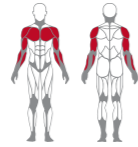
PECK BACK

UPPER BODY
1SC117

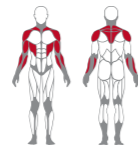


DIMENSIONS		LOAD
W 170 cm	H 190 cm	Std 50 kg
L 135 cm	Wt 160 kg	Opt 80 kg

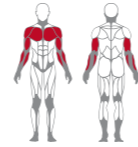


OLYMPIC FLAT BENCHBENCHES
1SC203

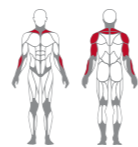
DIMENSIONS		LOAD	OPTIONAL
W 130 cm	H 130 cm	Max 310 kg	barbells
L 125 cm	Wt 80 kg		

OLYMPIC SHOULDER BENCHBENCHES
1SC207

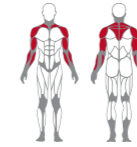
DIMENSIONS		LOAD	OPTIONAL
W 130 cm	H 180 cm	Max 310 kg	barbells
L 105 cm	Wt 100 kg		

OLYMPIC INCLINED BENCHBENCHES
1SC205

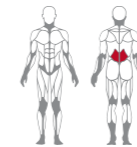
DIMENSIONS		LOAD	OPTIONAL
W 130 cm	H 160 cm	Max 310 kg	barbells
L 140 cm	Wt 120 kg		

SEATED CURL BENCHBENCHES
1SC208

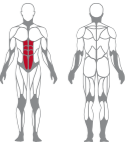
DIMENSIONS		OPTIONAL
W 75 cm	H 95 cm	barbells
L 90 cm	Wt 45 kg	

CURL RACKBENCHES
1SC209

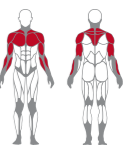
DIMENSIONS		OPTIONAL
W 75 cm	H 105 cm	barbells
L 55 cm	Wt 40 kg	

IPEREXTENSION 45° BENCHBENCHES
1SC221

DIMENSIONS		
W 75 cm	H 110 cm	
L 150 cm	Wt 45 kg	

ADJUSTABLE CRUNCH BOARDBENCHES
1SC210

DIMENSIONS		
W 60 cm	H 100 cm	
L 130 cm	Wt 45 kg	

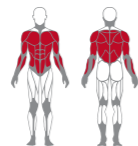
FULLY ADJUSTABLE BENCHBENCHES
1SC201

DIMENSIONS		
W 70 cm	H 50 cm	
L 145 cm	Wt 40 kg	

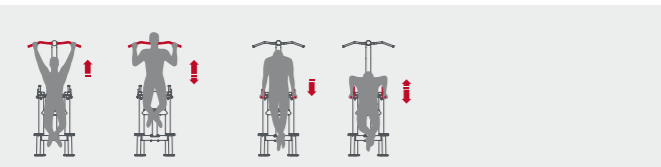


CHIN AND DIP (CHIN OPTIONAL)

BENCHES
1SC211

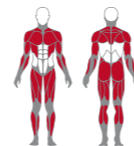


DIMENSIONS		DIMENSIONS WITH CHIN		OPTIONAL
W	85 cm	W	160 cm	chin
H	110 cm	H	24 cm	
L	115 cm	L	115 cm	
Wt	115 kg	Wt	130 kg	


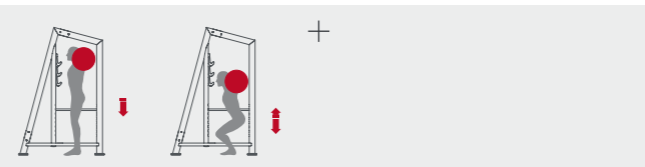


SQUAT RACK

BENCHES
1SC230



DIMENSIONS		LOAD	OPTIONAL
W	125 cm	Max 310 kg	barbells
H	225 cm		
L	150 cm		
Wt	180 kg		





Worldwide Fitness Company

FREWEIGHT®
HIGH PERFORMANCE

PANATTA FREWEIGHT

Freeweight HP: esempio di eccellenza e unicità biomeccanica. Una linea completa di macchine e panche a pesi liberi nata con l'obiettivo di migliorare forza e resistenza dei gruppi muscolari, componenti essenziali della performance umana.

Freeweight HP: the emblem of excellence and unique biomechanics. A complete line of free weight machines and benches conceived with the objective of improving the strength and resistance of the muscle groups, essential components of human performance.

n° machines: 41
n° benches: 20

Find more



FR. Freeweight HP: exemple d'excellence et d'unicité biomécanique. Une ligne complète de machines et de bancs de musculation à charge libre créée dans le but d'améliorer la force et la résistance des groupes musculaires, composants essentiels des performances humaines.

ES. Freeweight HP: Ejemplo de excelencia y unicidad biomecánica. Una completa línea de máquinas y bancos de pesos libres nacida con el objetivo de mejorar la fuerza y la resistencia de los grupos musculares, componentes esenciales del rendimiento humano.

DE. Freeweight HP: Herausragendes Beispiel für einzigartige Biomechanik. Eine komplette Linie von Maschinen und Bänken mit freien Gewichten zum Training von Kraft und Ausdauer der Muskelgruppen, der essentiellen Komponenten menschlicher Performance.

RU. Freeweight HP: пример биомеханического совершенства и уникальности. Полная линия оборудования и силовых скамей с разными грузами родилась для улучшения силы и стойкости мускульных групп, которые являются главным компонентом спортивной результативности человека.

AR. Freeweight HP: مثال على الأناقة والبيوميكانيكية الفريدة من نوعها. تشكيلة كاملة من الماكينات والمقاعد التي تهدف إلى تحسين قوة وصلابة العضلات التي تعتبر إحدى المكونات الأساسية للأداء البشري. إلى أبعد حد.

DESIGN
& MADE
INITALY

FREWEIGHT®
HIGH PERFORMANCE

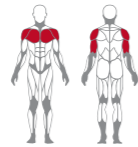


FREWEIGHT®
HIGH PERFORMANCE




VERTICAL CHEST PRESS

UPPER BODY
1HP536

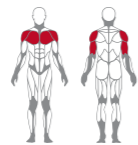


DIMENSIONS		LOAD		OPTIONAL
W	140 cm	H	130 cm	footrest with a slip-proof system
L	195 cm	Wt	180 kg	



SUPER INCLINED BENCH PRESS


UPPER BODY
1HP533



- MAIN FEATURES**
- Automatic easy entry system from the top
 - Adjustable limit 4 positions

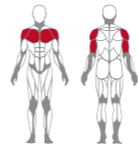


DIMENSIONS		LOAD	
W	165 cm	H	120 cm
L	205 cm	Wt	180 kg




INCLINED CHEST PRESS

UPPER BODY
1HP535

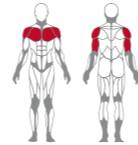


DIMENSIONS		LOAD		OPTIONAL
W	160 cm	H	190 cm	footrest with a slip-proof system additional weight holders
L	160 cm	Wt	160 kg	



INCLINED BENCH PRESS


UPPER BODY
1HP533B



- MAIN FEATURES**
- Adjustable limit 2 positions
 - Optional: automatic easy entry system from the top / adjustable limit 4 positions

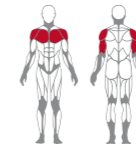


DIMENSIONS		LOAD		OPTIONAL
W	165 cm	H	120 cm	easy entry system from the top with automatic return
L	190 cm	Wt	135 kg	



SUPER HORIZONTAL BENCH PRESS


UPPER BODY
1HP537



- MAIN FEATURES**
- Automatic easy entry system from the top
 - Adjustable limit 4 positions

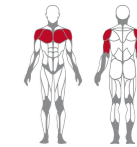


DIMENSIONS		LOAD	
W	165 cm	H	75 cm
L	215 cm	Wt	165 kg



HORIZONTAL BENCH PRESS


UPPER BODY
1HP537B



- MAIN FEATURES**
- Adjustable limit 2 positions
 - Optional: automatic easy entry system from the top / adjustable limit 4 positions

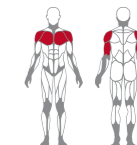


DIMENSIONS		LOAD		OPTIONAL
W	165 cm	H	75 cm	easy entry system from the top with automatic return
L	175 cm	Wt	120 kg	




DECLINED CHEST PRESS

UPPER BODY
1HP541



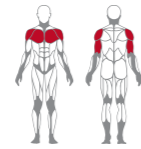
DIMENSIONS		LOAD		OPTIONAL
W	140 cm	H	130 cm	footrest with a slip-proof system
L	195 cm	Wt	180 kg	





DIPS PRESS DUAL SYSTEM


UPPER BODY
1HP540



MAIN FEATURES
 Independent levers with blocking system:
 unilateral or bilateral exercise

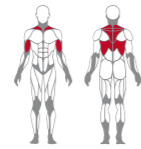


DIMENSIONS		LOAD	
W	155 cm	H	105 cm
L	195 cm	Wt	175 kg
		Max	220 kg

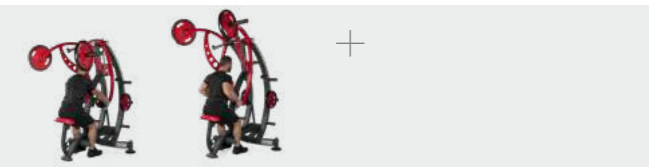


POWER ROW

UPPER BODY
1HP502PR

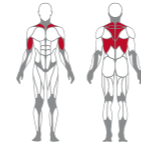


DIMENSIONS		LOAD		OPTIONAL
W	150 cm	H	190 cm	additional weight holders
L	135 cm	Wt	175 kg	
		Max	220 kg	




LOW ROW

UPPER BODY
1HP502

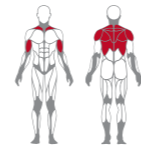


DIMENSIONS		LOAD		OPTIONAL
W	155 cm	H	160 cm	additional weight holders
L	145 cm	Wt	160 kg	
		Max	220 kg	




SUPER ROWING

UPPER BODY
1HP504A

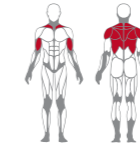


DIMENSIONS		LOAD		OPTIONAL
W	140 cm	H	115 cm	additional weight holders
L	175 cm	Wt	190 kg	
		Max	220 kg	

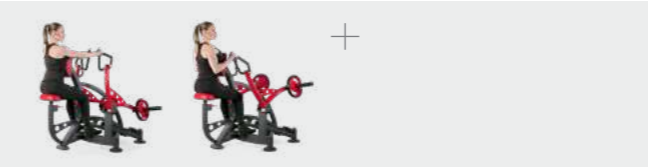


ROWING MACHINE

UPPER BODY
1HP508

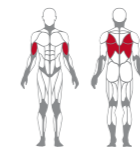


DIMENSIONS		LOAD	
W	135 cm	H	125 cm
L	150 cm	Wt	130 kg
		Max	220 kg




LAT MACHINE CONVERGENT

UPPER BODY
1HP501

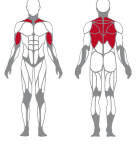


DIMENSIONS		LOAD		OPTIONAL
W	140 cm	H	205 cm	footrest with a slip-proof system
L	180 cm	Wt	140 kg	
		Max	220 kg	




T-BAR ROW

UPPER BODY
1HP507

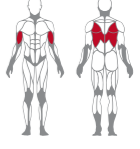


DIMENSIONS		LOAD		OPTIONAL
W	115 cm	H	140 cm	additional weight holders
L	155 cm	Wt	170 kg	
		Max	220 kg	




HIGH ROW

UPPER BODY
1HP503



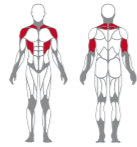
DIMENSIONS		LOAD		OPTIONAL
W	140 cm	H	200 cm	footrest with a slip-proof system
L	185 cm	Wt	160 kg	
		Max	220 kg	






DELTOID PRESS

UPPER BODY
1HP525



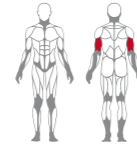
DIMENSIONS		LOAD	OPTIONAL
W 160 cm	H 135 cm	Max 220 kg	footrest with a slip-proof system; additional weight holders
L 165 cm	Wt 175 kg		



TRICEPS MACHINE

UPPER BODY
1HP552

MAIN FEATURES
Adjustable gas assisted support for the back

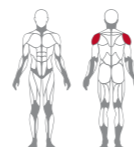


DIMENSIONS		LOAD	OPTIONAL
W 155 cm	H 140 cm	Max 220 kg	additional weight holders
L 135 cm	Wt 145 kg		



BACK DELTOIDS

UPPER BODY
1HP526

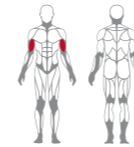


DIMENSIONS		LOAD	OPTIONAL
W 130 cm	H 175 cm	Max 220 kg	additional weight holders
L 145 cm	Wt 130 kg		




CURLING MACHINE

UPPER BODY
1HP551

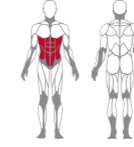


DIMENSIONS		LOAD	OPTIONAL
W 155 cm	H 125 cm	Max 220 kg	additional weight holders
L 120 cm	Wt 165 kg		




ABDOMINAL CRUNCH

CORE
1HP565

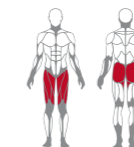


DIMENSIONS		LOAD
W 130 cm	H 155 cm	Max 110 kg
L 140 cm	Wt 110 kg	



LEG PRESS 45°

LOWER BODY
1HP586

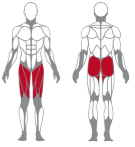


DIMENSIONS		LOAD	OPTIONAL
W 160 cm	H 150 cm	Max 670 kg	steel platform; additional weight holders
L 250 cm	Wt 260 kg		



LEG PRESS BRIDGE

LOWER BODY
1HP583

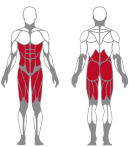


DIMENSIONS		LOAD	OPTIONAL
W 180 cm	H 160 cm	Max 450 kg	steel platform
L 240 cm	Wt 260 kg		



POWER SQUAT

LOWER BODY
1HP584



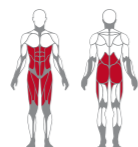
DIMENSIONS		LOAD	OPTIONAL
W 135 cm	H 200 cm	Max 310 kg	steel platform
L 210 cm	Wt 215 kg		






HACK SQUAT

LOWER BODY
1HP587

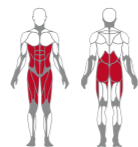


DIMENSIONS		LOAD	OPTIONAL
W	130 cm	Max 310 kg	steel platform; additional weight holders
H	155 cm		
L	230 cm	Wt 240 kg	




SQUAT MACHINE

LOWER BODY
1HP591

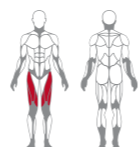


DIMENSIONS		LOAD	OPTIONAL
W	165 cm	Max 310 kg	additional weight holders
H	160 cm		
L	200 cm	Wt 205 kg	




LEG EXTENSION

LOWER BODY
1HP581

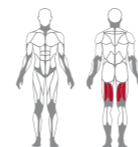


DIMENSIONS		LOAD	OPTIONAL
W	150 cm	Max 220 kg	start angle adjustment
H	145 cm		
L	145 cm	Wt 170 kg	




LEG CURLING

LOWER BODY
1HP582

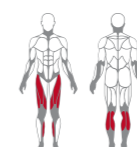


DIMENSIONS		LOAD
W	150 cm	Max 220 kg
H	80 cm	
L	180 cm	Wt 150 kg




CALF HACK

LOWER BODY
1HP592

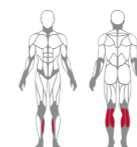


DIMENSIONS		LOAD	OPTIONAL
W	115 cm	Max 310 kg	steel platform; additional weight holders
H	140 cm		
L	200 cm	Wt 200 kg	



DONKEY CALF

LOWER BODY
1HP589

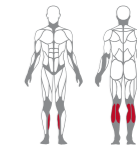


DIMENSIONS		LOAD	OPTIONAL
W	110 cm	Max 310 kg	additional weight holders
H	160 cm		
L	190 cm	Wt 200 kg	




SEATED CALF

LOWER BODY
1HP588

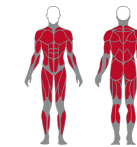


DIMENSIONS		LOAD
W	140 cm	Max 135 kg
H	100 cm	
L	115 cm	Wt 75 kg



JAMMER

MULTIFUNCTIONAL
1HP534



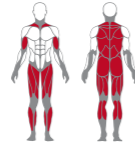
DIMENSIONS		LOAD
W	170 cm	Max 310 kg
H	225 cm	
L	185 cm	Wt 180 kg






SQUAT LUNGE

MULTIFUNCTIONAL
1HP590

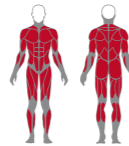


DIMENSIONS		LOAD	
W	155 cm	H	80 cm
L	175 cm	Wt	165 kg
		Max 310 kg	




SMITH MACHINE COUNTERBALANCED LINEAR BEARINGS BASE

MULTIFUNCTIONAL
1HP120

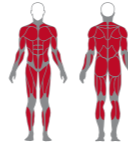


DIMENSIONS		LOAD	OPTIONAL
W	200 cm	Max 310 kg	1HP201S - fully adjustable special kit
L	175 cm		
H	230 cm		
Wt	200 kg		



COMBO TWIST

MULTIFUNCTIONAL
1HP506

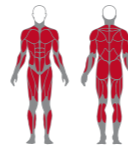


DIMENSIONS		LOAD	
W	175 cm	H	135 cm
L	150 cm	Wt	140 kg
		Max 310 kg	



SMITH MACHINE COUNTERBALANCED LINEAR BEARINGS FULL

MULTIFUNCTIONAL
1HP120F

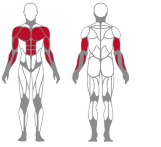


DIMENSIONS		LOAD	
W	200 cm	H	230 cm
L	175 cm	Wt	280 kg
		Max 310 kg	



POWER SMITH MACHINE DUAL SYSTEM

MULTIFUNCTIONAL
1HP121



- MAIN FEATURES**
- Dual workout position: horizontal bench press, declined bench press
 - Gas assisted inclination adjustment: 0°, -9°, -18°
 - Track with horizontal adjustment: 14 positions
 - Retractable ergonomic rolls
 - 6 weight holders
 - Docks for elastics

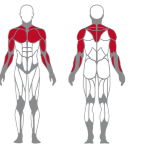


DIMENSIONS		LOAD	
W	170 cm	H	150 cm
L	195 cm	Wt	250 kg
		Max 200 kg (each side)	



POWER SMITH MACHINE DUAL SYSTEM UPPER

MULTIFUNCTIONAL
1HP122



- MAIN FEATURES**
- Dual workout position: inclined bench press, shoulder press
 - Gas assisted inclination adjustment: 38°, 44°, 80°
 - Seat with gas assisted height adjustment
 - Track with horizontal adjustment: 9 (inclined) +9 (shoulder) positions
 - 6 weight holders
 - Docks for elastics



DIMENSIONS		LOAD	
W	170 cm	H	205 cm
L	190 cm	Wt	295 kg
		Max 200 kg (each side)	



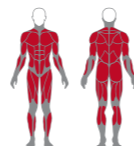


HALF RACK BASE

MULTIFUNCTIONAL
1HP234A

MAIN FEATURES

- ▶ Multichinning bars
- ▶ Adjustable safety holder
- ▶ Six docks for elastics
- ▶ Illustrative chart with qrcode



OPTIONAL
1HP201A
FULLY ADJ
SPECIAL KIT



OPTIONAL
1BC99
DIPS BARS



OPTIONAL
1BC100
POWER JOINT



OPTIONAL
1BC101
T-BAR ROW
HANDLE



DIMENSIONS


W 160 cm H 230 cm
L 170 cm Wt 195 kg

LOAD

Max 400 kg

OPTIONAL

barbells;
1HP201A fully adjustable special kit

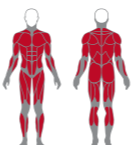


HALF RACK FULL

MULTIFUNCTIONAL
1HP234

MAIN FEATURES

- ▶ Independent Fully Adjustable Bench
- ▶ Multichinning bars
- ▶ Dips bars
- ▶ Adjustable safety holder
- ▶ Six docks for elastics
- ▶ Illustrative chart with qrcode



INCLUDED
FULLY ADJ
SPECIAL KIT



INCLUDED
DIPS BARS



INCLUDED
POWER JOINT



INCLUDED
T-BAR ROW
HANDLE



DIMENSIONS


W 160 cm H 230 cm
L 170 cm Wt 280 kg

LOAD

Max 400 kg

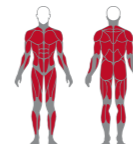
OPTIONAL

barbells



POWER RACK

BENCHES
1HP231



DIMENSIONS

W 155 cm H 210 cm
L 190 cm Wt 160 kg

LOAD

Max 400 kg

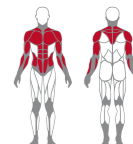
OPTIONAL

multi traction bar
special kit; barbells



MULTIPURPOSE SIT UP BENCH

BENCHES
1HP216



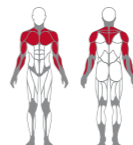
DIMENSIONS

W 80 cm H 85 cm
L 150 cm Wt 65 kg



FULLY ADJUSTABLE BENCH

BENCHES
1HP201



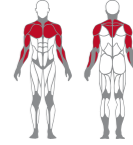
DIMENSIONS

W 80 cm H 50 cm
L 145 cm Wt 55 kg



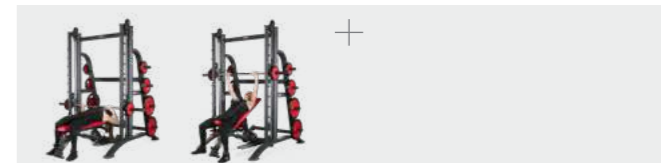
FULLY ADJUSTABLE- SPECIAL KIT SMITH MACHINE

BENCHES
1HP201S



DIMENSIONS

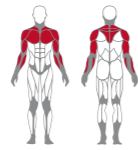
W 115 cm H 50 cm
L 150 cm Wt 80 kg





FULLY ADJUSTABLE - SPECIAL KIT HALF RACK BASE

BENCHES
1HP201A



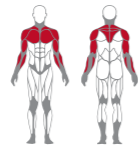
DIMENSIONS

W 80 cm H 50 cm
L 140 cm Wt 70 kg




POWER TOWER

BENCHES
1HP233



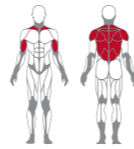
DIMENSIONS

W 155 cm H 185 cm
L 170 cm Wt 180 kg



DORSY BAR

BENCHES
1HP505



DIMENSIONS

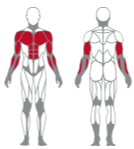
W 115 cm H 55 cm
L 185 cm Wt 110 kg

LOAD Max 155 kg
OPTIONAL steel platform



OLYMPIC MULTI BENCH


BENCHES
1HP206



DIMENSIONS

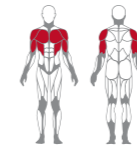
W 155 cm H 130 cm
L 190 cm Wt 150 kg

LOAD Max 310 kg
OPTIONAL barbells



SUPER OLYMPIC FLAT BENCH


BENCHES
1HP203



DIMENSIONS

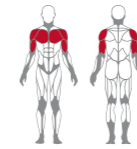
W 155 cm H 130 cm
L 180 cm Wt 120 kg

LOAD Max 310 kg
OPTIONAL barbells



SUPER OLYMPIC INCLINED BENCH


BENCHES
1HP205



DIMENSIONS

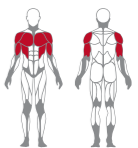
W 155 cm H 170 cm
L 180 cm Wt 165 kg

LOAD Max 310 kg
OPTIONAL barbells



OLYMPIC FLAT BENCH

BENCHES
1HP203B



DIMENSIONS

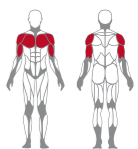
W 155 cm H 130 cm
L 170 cm Wt 70 kg

LOAD Max 310 kg
OPTIONAL barbells



OLYMPIC INCLINED BENCH

BENCHES
1HP205B



DIMENSIONS

W 155 cm H 165 cm
L 165 cm Wt 110 kg

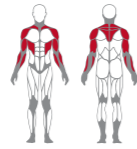
LOAD Max 310 kg
OPTIONAL barbells





OLYMPIC SHOULDER BENCH

BENCHES
1HP207B



DIMENSIONS		LOAD	OPTIONAL
W	155 cm	Max 310 kg	barbells
L	125 cm		
H	185 cm		
Wt	100 kg		



SUPER OLYMPIC SHOULDER BENCH

BENCHES
1HP207



International Patent

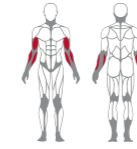


DIMENSIONS		LOAD	OPTIONAL
W	155 cm	Max 310 kg	barbells
L	175 cm		
H	185 cm		
Wt	100 kg		



STANDING CURL BENCH

BENCHES
1HP215

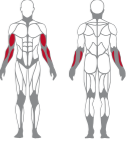


DIMENSIONS		LOAD	OPTIONAL
W	80 cm	Max 220 kg	barbells
L	110 cm		
H	110 cm		
Wt	80 kg		



ADJUSTABLE STANDING CURL BENCH

BENCHES
1HP213

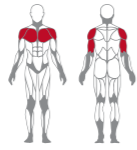


DIMENSIONS		LOAD	OPTIONAL
W	110 cm	Max 220 kg	barbells; additional weight holders
L	135 cm		
H	120 cm		
Wt	130 kg		



TRICEPS BENCH


BENCHES
1HP214



International Patent

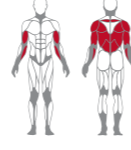


DIMENSIONS		LOAD	OPTIONAL
W	130 cm	Max 310 kg	barbells
L	220 cm		
H	130 cm		
Wt	110 kg		



MULTIMOTION BENCH

BENCHES
1HP217

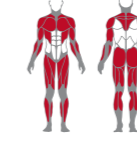


DIMENSIONS		LOAD	OPTIONAL
W	130 cm	Max 400 kg	barbells
L	115 cm		
H	110 cm		
Wt	105 kg		



POWER PLATFORM

UPPER BODY
1HP232



DIMENSIONS		LOAD	OPTIONAL
W	115 cm	Max 400 kg	barbells
L	130 cm		
H	130 cm		
Wt	110 kg		



EDUCATIONAL KIT

PT BOOK + DVD
1HP401



EDUCATIONAL KIT
+ PT BOOK > personal training exercises store / 150 pages / 1200 pictures / 80 drawings
+ INTERACTIVE DVD > Video of all machines and benches / Weight Machines and Benches





Worldwide Fitness Company

PANATTA ACCESSORIES



LAT MACHINE BAR

CHROMED VERSION
2CZ1435



DIMENSIONS
L 120 cm
Wt 5,2 kg

LAT MACHINE BAR

RUBBERIZED VERSION
2CZ1611



DIMENSIONS
L 120 cm
Wt 3,3 kg

TRAZY BAR

CHROMED VERSION
2CZ1433



DIMENSIONS
L 72 cm
Wt 4,7 kg

TRAZY BAR

RUBBERIZED VERSION
2CZ1616



DIMENSIONS
L 72 cm
Wt 2,4 kg

REVOLVING CURL BAR

CHROMED VERSION
2CZ1438



DIMENSIONS
L 73 cm
Wt 3,3 kg

REVOLVING CURL BAR

RUBBERIZED VERSION
2CZ1613



DIMENSIONS
L 73 cm
Wt 1,7 kg





STRAIGHT ROTATING TRICEPS BAR

CHROMED VERSION
1BC96



DIMENSIONS
L 50 cm
Wt 2,4 kg

TRICEPS PRESSDOWN BAR

CHROMED VERSION
2CZ1436



DIMENSIONS
L 72 cm
Wt 4,7 kg

TRICEPS ROPE

2CZ1434



DIMENSIONS
L 65 cm
Wt 0,5 kg

STRAIGHT ROTATING TRICEPS BAR

RUBBERIZED VERSION
2CZ1614



DIMENSIONS
L 120 cm
Wt 1,3 kg

TRICEPS PRESSDOWN BAR

RUBBERIZED VERSION
2CZ1617



DIMENSIONS
L 72 cm
Wt 2,4 kg

MULTI-EXERCISE BAR

RUBBERIZED VERSION
1BC92



DIMENSIONS
L 32 cm
Wt 1,4 kg

COMPLETE HANDLE

7FA02131



DIMENSIONS
L 23 cm
Wt 0,3 kg

BARBELLS

1BC65 - 67 - 68



	Lenght	Ø	Weight	Distance
1BC65	150 cm	50 mm 25/28 mm	14 kg 7 kg	101 cm 88 cm
1BC67	200 cm	50 mm 25/28 mm	17 kg 9,5 kg	135 cm 126 cm
1BC68	220 cm	50 mm 25/28 mm	20 kg 9 kg	131 cm 137 cm

FREE DUMBBELLS BAR

1BC75



DIMENSIONS		DIMENSIONS	
Ø 25/28 cm	Dx 13 cm	Ø 50 mm/Nylon	Dx 11,5 cm
L 36 cm	Wh 4 Kg	L 50 cm	Wh 5 Kg

OLYMPIC STANDARD BARBELL

1BC56



DIMENSIONS
Ø 50 mm Dx 133 cm
L 220 cm Wh 25 Kg

CURL BAR

1BC74



DIMENSIONS		DIMENSIONS	
Ø 50 mm	Dx 81 cm	Ø 50 cm	Dx 81 cm
L 120 cm	Wh 7 Kg	L 120 cm	Wh 9 Kg

TRAP BAR

1BC76



DIMENSIONS		LOAD
W 68 cm	H 32 cm	Max 200 kg
L 135 cm	Wt 35 kg	





DUMBBELLS FULL



AVAILABLE VERSIONS

- 4-60 kg rubberised version with 2 kg increases (1MF4-1MF60)
- Ergonomic handle with independent rotation of 360°
- Weight tolerance: +/- 5%

CHROMED DUMBBELLS



AVAILABLE VERSIONS

- Chromed dumbbell 2 kg (1DM2)
- Chromed dumbbell 3 kg (1DM3)

DUMBBELLS STANDARD



AVAILABLE VERSIONS

- 4-60 kg rubberised version with 2 kg increases (1MB4-1MB60)
- Ergonomic handle with independent rotation of 360°
- Weight tolerance: +/- 5%

WEIGHT PLATES



PLATES: 0,5 -1 -2 - 5 KG

PLATES ABOVE 10 KG

THE RANGE

- Rubberised (1DG1:1DG145) and not rubberised (1DN05:1DN145) versions.
- 26/29 mm diam. holes available in 0,5 (not rubberised), 1, 2, 5,10,15, 20 kg versions;
- 51 mm diam. holes available in 0,5 (not rubberised), 1, 2, 5, 10, 15, 20, and 45 kg versions;
- Practical handgrips for plates above 10 kg.

DUMBBELL RACKS - FIT EVO

RUBBERIZED VERSION
1FE250 - 1FE251



DIMENSIONS - 1FE250		DIMENSIONS - 1FE251	
W 226 cm	H 79 cm	W 112 cm	H 77 cm
L 90 cm	Wt 115 kg	L 88 cm	Wt 75 kg

DISK RACK - FIT EVO

1FE252



DIMENSIONS

W 64 cm	H 88 cm
L 95 cm	Wt 26 kg

TRIPLE LEVEL DUMBBELL RACK - FIT EVO

1FE255



DIMENSIONS

W 225 cm	H 110 cm
L 90 cm	Wt 140 kg

DUMBBELL RACK - SEC

1SC248 - 1SC249



DIMENSIONS - 1SC248		DIMENSIONS - 1SC249	
W 228 cm	H 76 cm	W 113 cm	H 76 cm
L 63 cm	Wt 115 kg	L 63 cm	Wt 38 kg





DISK RACK - SEC

1SC252



DIMENSIONS

W 71 cm H 115 cm
L 81 cm Wt 40 kg

BARBELL RACK - SEC

1SC253



DIMENSIONS

W 75 cm H 133 cm
L 56 cm Wt 45 kg

BARBELL RACK- FIT EVO

1FE253



DIMENSIONS

W 82 cm H 148 cm
L 84 cm Wt 50 kg

BARBELL RACK DOUBLE SIDED

1FE254



DIMENSIONS

W 82 cm H 175 cm
L 120 cm Wt 80 kg

PRE - LOADED BARBELLS

FULL VERSION



BASE VERSION



AVAILABLE VERSIONS

- 1PBF10-1PBF18 / 1PBB10-1PBB18 10-18 KG with 2 kg increases
- 1PBF20-1PBF50 / 1PBB20-1PBB50 20-50 KG with 5 kg increases
- Full version high resistance cover (internal and external): red, graphite

PRE - LOADED CURL BARBELLS

FULL VERSION



BASE VERSION



AVAILABLE VERSIONS

- 1PCBF10 -1PCBF18 / 1PCBB10-1PCBB18 10-18 KG with 2 kg increases
- 1PCBF20-1PCBF50 / 1PCBB20-1PCBB50 20-50 KG with 5 kg increases
- Full version high resistance cover (internal and external): red, graphite






Worldwide Fitness Company

DINAMIC FUNCTIONAL CAGE

DFC – Dynamic Functional Cage – è la proposta Panatta per l'allenamento funzionale. Struttura solida, robusta dal design moderno e Made in Italy al 100%. Oltre ai quattro modelli proposti, Panatta offre la possibilità di creare una DFC completamente custom realizzata in funzione dello spazio a disposizione e della tipologia di allenamento.

DFC – Dynamic Functional Cage – represents our innovative solution for functional training. Solid and robust structure, modern design and 100% Made in Italy. In addition to the 4 options presented, Panatta gives the chance to create a completely customized DFC according to the available space and to the type of training.

Find more



FR. DFC – Dynamic Functional Cage – est la proposition Panatta pour l'entraînement fonctionnel. Structure solide, robuste, avec design moderne et 100% Made in Italy. Outre les quatre modèles proposés, Panatta offre la possibilité de créer une DFC entièrement personnalisée en fonction de l'espace disponible et du type d'entraînement.

ES. DFC – Dynamic Functional Cage – representa la innovativa propuesta Panatta para el entrenamiento funcional. Una estructura sólida y resistente, con un diseño moderno y 100% Hecha en Italia. Más allá de los 4 modelos presentados, Panatta ofrece la posibilidad de crear una jaula DFC completamente personalizada considerando el espacio a disposición y la tipología de entrenamiento.

DE. DFC - Dynamic Functional Cage - ist der Panatta-Vorschlag für funktionelles Training.
Starke und solide Struktur mit einem modernen 100% Made in Italy Design. Zusätzlich zu den vier vorgeschlagenen Modellen bietet Panatta die Möglichkeit, einen vollständig custom DFC zu erstellen, der entsprechend dem verfügbaren Platz und der Art des Trainings erstellt wird.

RU. DFC – Dynamic Functional Cage (рус. «Активная Функциональная Рама») – новое функциональное предложение под брендом Panatta. Надежная и прочная конструкция с современным дизайном и 100% Made in Italy. Помимо четырех предложенных моделей, Panatta предоставляет возможность создать раму DFC по индивидуальному запросу клиента, в зависимости от имеющейся площади и типа тренировки.

AR.

DFC (جهاز التمارين الوظيفية) يمثل حلًا مبتكرًا للتدريب الوظيفي و الذي يتضمن تدريب الجسم على الأنشطة التي نقوم بها في الحياة اليومية. بنية متينة، قوية، تصميم حديث و صناعة ايطالية 100%. بالإضافة الى الخيارات الأربعة المعروضة، توفر شركة باناتا الفرصة لإنشاء جهاز تمارين وظيفي مخصص تمامًا وفقاً للمساحة المتاحة و نوع التدريب المطلوب.

DESIGN
& MADE
INITALY

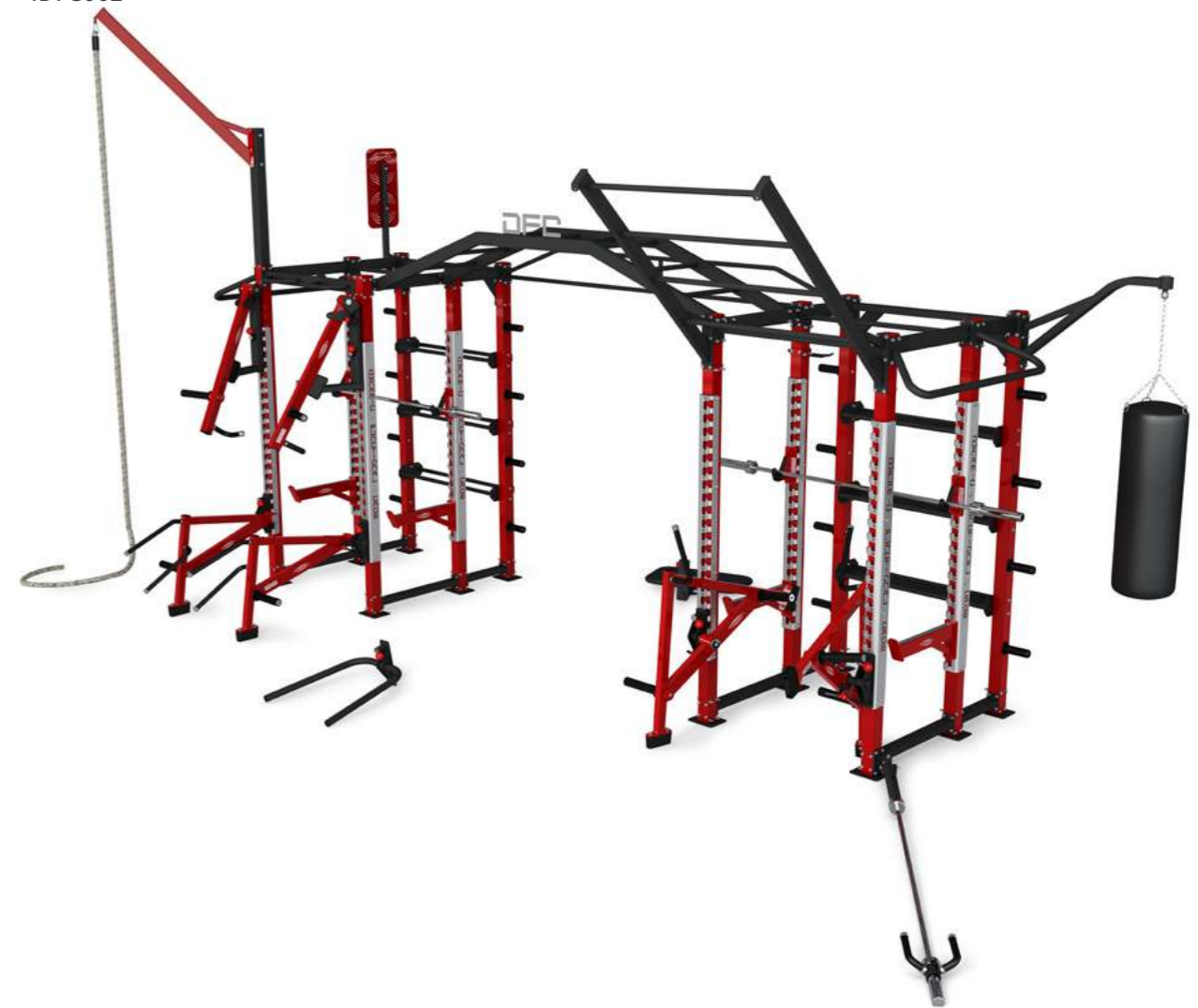
DFC 184 ELITE

1DFC001*



DFC 136 EDGE

1DFC002*

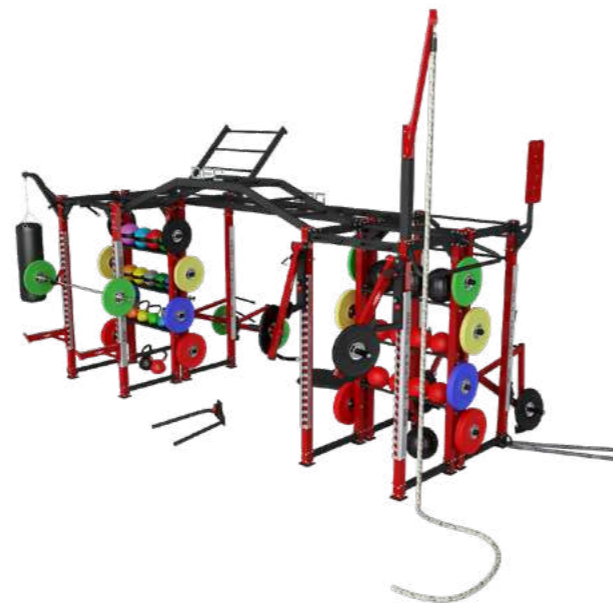


DIMENSIONS

W	420 cm	H	410 cm	Surface	33 sqm	Delivery	Disassembled
L	790 cm	Wt	1100 kg	Suggested workout surface	60 sqm		

INCLUDED ELEMENTS

TYPE	DESCRIPTION	Q.TY	
MOBILE MODULES	SINGLE BARBELL HOOK	2	
	SINGLE SAFETY STOP	2	
	JAMMER	1	
	SQUAT LUNGE	1	
	COMBO TWIST	1	
	DIPS	1	
	STEP-UP BOARD	1	
	ADJUSTABLE CROSSBAR	1	
	FIXED MODULES	PUNCHING BAG SUPPORT	1
		BALL TARGET	1
		CLIMBING ROPE SUPPORT	1
		POWER JOINT	1
		BATTLE ROPE HOOK	1
BAR STORAGE		1	
OTHER	INCLINED SCALE	1	
	LATERAL FAT BAR	2	
	DISK HOLDERS	16	
	RACKS FOR FUNCTIONAL ACCESSORIES	6	
	HORIZONTAL CONNECTION LADDER	1	
	HORIZONTAL CONNECTION CROSSBAR L.2976	0	



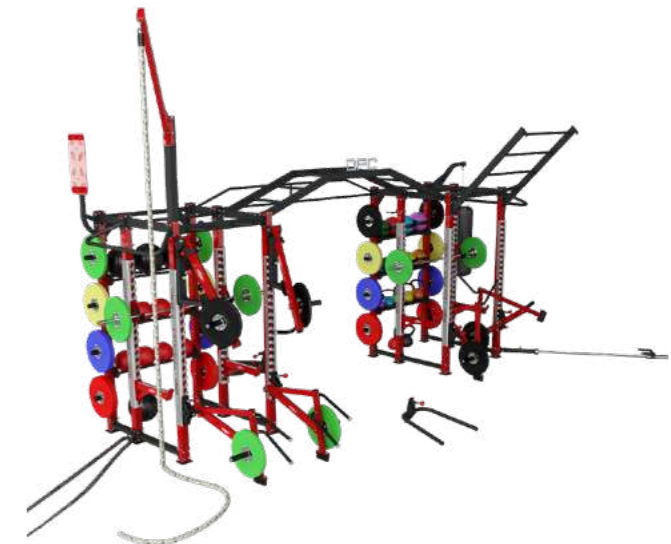
*BARBELLS AND FUNCTIONAL ACCESSORIES NOT INCLUDED

DIMENSIONS

W	310 cm	H	410 cm	Surface	25 sqm	Delivery	Disassembled
L	790 cm	Wt	930 kg	Suggested workout surface	50 sqm		

INCLUDED ELEMENTS

TYPE	DESCRIPTION	Q.TY	
MOBILE MODULES	SINGLE BARBELL HOOK	2	
	SINGLE SAFETY STOP	2	
	JAMMER	1	
	SQUAT LUNGE	1	
	COMBO TWIST	1	
	DIPS	1	
	STEP-UP BOARD	1	
	ADJUSTABLE CROSSBAR	1	
	FIXED MODULES	PUNCHING BAG SUPPORT	1
		BALL TARGET	1
		CLIMBING ROPE SUPPORT	1
		POWER JOINT	1
		BATTLE ROPE HOOK	1
BAR STORAGE		1	
OTHER	INCLINED SCALE	1	
	LATERAL FAT BAR	2	
	DISK HOLDERS	16	
	RACKS FOR FUNCTIONAL ACCESSORIES	6	
	HORIZONTAL CONNECTION LADDER	0	
	HORIZONTAL CONNECTION CROSSBAR L.2976	1	



*BARBELLS AND FUNCTIONAL ACCESSORIES NOT INCLUDED

DFC 184 RIG

1DFC003*

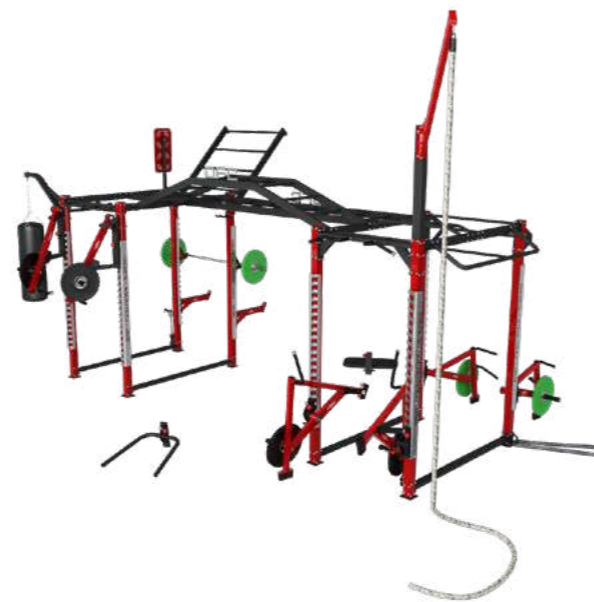


DIMENSIONS

W	420 cm	H	410 cm	Surface	34 sqm	Delivery	Disassembled
L	800 cm	Wt	850 kg	Suggested workout surface	60 sqm		

INCLUDED ELEMENTS

TYPE	DESCRIPTION	Q.TY	
MOBILE MODULES	SINGLE BARBELL HOOK	2	
	SINGLE SAFETY STOP	2	
	JAMMER	1	
	SQUAT LUNGE	1	
	COMBO TWIST	1	
	DIPS	1	
	STEP-UP BOARD	1	
	ADJUSTABLE CROSSBAR	1	
	FIXED MODULES	PUNCHING BAG SUPPORT	1
		BALL TARGET	1
		CLIMBING ROPE SUPPORT	1
POWER JOINT		1	
BATTLE ROPE HOOK		1	
BAR STORAGE		1	
INCLINED SCALE		1	
LATERAL FAT BAR	2		
DISK HOLDERS	16		
OTHER	RACKS FOR FUNCTIONAL ACCESSORIES	0	
	HORIZONTAL CONNECTION LADDER	1	
	INCLINED CONNECTION LADDER	1	
	HORIZONTAL CONNECTION CROSSBAR L.2976"	0	



*BARBELLS AND FUNCTIONAL ACCESSORIES NOT INCLUDED

DFC WALL MOUNTED

1DFC004*



DIMENSIONS

W	250 cm	H	410 cm	Surface	22 sqm	Delivery	Disassembled
L	900 cm	Wt	620 kg	Suggested workout surface	45 sqm		

INCLUDED ELEMENTS

TYPE	DESCRIPTION	Q.TY	
MOBILE MODULES	SINGLE BARBELL HOOK	2	
	SINGLE SAFETY STOP	2	
	JAMMER	1	
	SQUAT LUNGE	1	
	COMBO TWIST	1	
	DIPS	1	
	STEP-UP BOARD	1	
	ADJUSTABLE CROSSBAR	1	
	FIXED MODULES	PUNCHING BAG SUPPORT	1
		BALL TARGET	1
		CLIMBING ROPE SUPPORT	1
POWER JOINT		1	
BATTLE ROPE HOOK		1	
BAR STORAGE		1	
INCLINED SCALE		1	
LATERAL FAT BAR	0		
DISK HOLDERS	0		
OTHER	RACKS FOR FUNCTIONAL ACCESSORIES	0	
	HORIZONTAL CONNECTION LADDER	0	
	INCLINED CONNECTION LADDER	0	
	HORIZONTAL CONNECTION CROSSBAR L.2976"	0	



*BARBELLS AND FUNCTIONAL ACCESSORIES NOT INCLUDED

DFC CUSTOM VERSIONS

BUILT UP YOUR PERSONAL FUNCTIONAL CAGE

Infinite possibilità di personalizzazione. Panatta dà l'opportunità di costruire una Dynamic Functional Cage personalizzata in funzione dello spazio a disposizione e del tipo di allenamento che il cliente vorrà fare.

Unlimited possibilities of customization. Panatta gives the possibility to set up a customized DFC based on the available space and the type of training according to the client's needs.

EXAMPLES OF DFC CUSTOM VERSIONS

The weight of the following custom DFC doesn't include the functional accessories and barbells.

CUSTOM BLOCKS



184 ELITE BLOCK CUSTOM
Surface 8 sqm Wt 420 kg



136 EDGE BLOCK CUSTOM
Surface 5,5 sqm Wt 355 kg



184 EDGE BLOCK CUSTOM
Surface 6,5 sqm Wt 280 kg



WALL MOUNTED BLOCK CUSTOM
Surface 3,5 sqm Wt 120 kg

CUSTOM BLOCKS WITH ELEMENTS



STARTING CUSTOM BLOCK: 184 ELITE
Surface 18,5 sqm Wt 690 kg



STARTING CUSTOM BLOCK: 136 EDGE
Surface 10 sqm Wt 480 kg



STARTING CUSTOM BLOCK: 136 EDGE
Surface 16 sqm Wt 485 kg



STARTING CUSTOM BLOCK: WALL MOUNTED
Surface 6,5 sqm Wt 180 kg

LINKED CUSTOM BLOCKS WITH CUSTOM BLOCKS



STARTING CUSTOM BLOCKS: n.3 184 RIG
Surface 30,5 sqm Wt 1040 kg



STARTING CUSTOM BLOCKS: n.2 136 EDGE
Surface 12,5 sqm Wt 680 kg



STARTING CUSTOM BLOCKS: n.3 WALL MOUNTED
Surface 14 sqm Wt 420 kg



STARTING CUSTOM BLOCKS: n.1 184 ELITE AND n.1 184 RIG
Surface 23,5 sqm Wt 790 kg

COMPLETELY CUSTOM



GROUND VERSION
Surface 29 sqm Wt 1075 kg



WALL MOUNTED VERSION
Surface 15,5 sqm Wt 280 kg



WALL MOUNTED VERSION WITH RACKS
Surface 8,5 sqm Wt 470 kg



ELITE BLOCK

DFC / CUSTOM
1DFC1



DIMENSIONS
W 133,5 cm H 237 cm the dimensions change depending
L 227 cm Wt 345 kg on the choice of the features.

RIG BLOCK

DFC / CUSTOM
1DFC3



DIMENSIONS
W 133,5 cm H 237 cm the dimensions change depending
L 201,5 cm Wt 230 kg on the choice of the features.

EDGE BLOCK

DFC / CUSTOM
1DFC2



DIMENSIONS
W 133,5 cm H 237 cm the dimensions change depending
L 148 cm Wt 280 kg on the choice of the features.

WALL BLOCK

DFC / CUSTOM
1DFC4



DIMENSIONS
W 133,5 cm H 237,5 cm the dimensions change depending
L 119 cm Wt 105 kg on the choice of the features.

4GRDFC16

COLUMN WITHOUT SHEET METAL



DIMENSIONS
W 19 cm H 237 cm
L 15,5 cm Wt 20 kg

4GRDFC16DX

RIGHT COLUMN WITH SHEET METAL



DIMENSIONS
W 19 cm H 237 cm
L 15,5 cm Wt 38 kg

4GRDFC16SX

LEFT COLUMN WITH SHEET METAL



DIMENSIONS
W 19 cm H 237 cm
L 15,5 cm Wt 38 kg

7STDFC017V

LOWER STRUCTURAL CROSSBAR L 720



DIMENSIONS
W 72 cm H 10 cm
L 8 cm Wt 4 kg

7STDFC019V

HIGHER STRUCTURAL CROSSBAR L 720



DIMENSIONS
W 72 cm H 14 cm
L 8 cm Wt 4 kg

7STDFC018V

LOWER STRUCTURAL CROSSBAR L 400



DIMENSIONS
W 40 cm H 10 cm
L 8 cm Wt 3 kg

7STDFC020V

HIGHER STRUCTURAL CROSSBAR L 400



DIMENSIONS
W 40 cm H 14 cm
L 8 cm Wt 3 kg

7STDFC046V

LOWER STRUCTURAL CROSSBAR L 1680



DIMENSIONS
W 168 cm H 10 cm
L 8 cm Wt 9 kg

7STDFC033V

HIGHER STRUCTURAL CROSSBAR L 1680



DIMENSIONS
W 168 cm H 14 cm
L 8 cm Wt 9 kg

7STDFC047V

STRUCTURAL CROSSBAR FOR SCALE



DIMENSIONS
W 106,5 cm H 14 cm
L 8 cm Wt 6 kg

7STDFC026V

SINGLE CROSSBAR



DIMENSIONS
W 106,5 cm H 14 cm
L 8 cm Wt 4 kg

4GRDFC25

COMPOUND CROSSBAR WITH SHEATH



DIMENSIONS
W 106,5 cm H 30 cm
L 43 cm Wt 19 kg



DFC / STRUCTURAL ELEMENTS

7STDFC027V
TRIANGULAR CROSSBAR



DIMENSIONS
W 106,5 cm H 40 cm
L 36,5 cm Wt 17 kg

4GRDFC40
MULTI-GRIP CROSSBAR



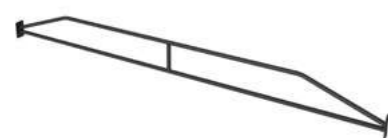
DIMENSIONS
W 110,5 cm H 12 cm
L 27,5 cm Wt 12 kg

7STDFC024V
RACK KETTLEBELL



DIMENSIONS
W 106,5 cm H 12 cm
L 24 cm Wt 12 kg

7STDFC036V
LINK WITH LONG CROSSBAR L 2976



DIMENSIONS
W 297,6 cm H 29 cm
L 8 cm Wt 16 kg

7STDFC041V
PULL-UP BALL CROSSBAR



DIMENSIONS
W 106,5 cm H 14 cm
L 39,5 cm Wt 17 kg

7STDFC021V
LINK CROSSBAR



DIMENSIONS
W 106,5 cm H 30 cm
L 8 cm Wt 10 kg

4GRDFC34
LINK WITH HORIZONTAL SCALE



DIMENSIONS
W 301,6 cm H 21 cm
L 68,5 cm Wt 45 kg

7STDFC039V
LINK WITH SHORT CROSSBAR L 1716



DIMENSIONS
W 171,6 cm H 14 cm
L 8 cm Wt 5 kg

4GRDFC37
DOUBLE DIAMETER CROSSBAR



DIMENSIONS
W 110,5 cm H 8 cm
L 27,5 cm Wt 9 kg

7STDFC023V
RACK BALL



DIMENSIONS
W 106,5 cm H 12 cm
L 24 cm Wt 8 kg

4GRDFC35
LINK WITH INCLINED SCALE



DIMENSIONS
W 301,6 cm H 58 cm
L 68,5 cm Wt 46 kg

4GRDFC12
WALL FIXING KIT



DIMENSIONS
W 17 cm H 15 cm
L 0,8 cm Wt 2 kg

DFC / MOBILE PANATTA MODULES

4GRDFC10
SINGLE BARBELL HOOK



DIMENSIONS
W 8 cm H 22 cm
L 19 cm Wt 2,5 kg

4GRDFC3
SQUAT LUNGE MODULE



DIMENSIONS
W 140 cm H 70,5 cm
L 132 cm Wt 56 kg

4GRDFC4
STEP-UP BOARD MODULE



DIMENSIONS
W 74 cm H 30 cm
L 74,5 cm Wt 17 kg

4GRDFC11
SINGLE SAFETY STOP



DIMENSIONS
W 8 cm H 25 cm
L 61 cm Wt 6,5 kg

4GRDFC5
COMBO TWIST MODULE



DIMENSIONS
W 160 cm H 133 cm
L 125 cm Wt 64 kg

4GRDFC7
ADJUSTABLE CROSSBAR MODULE



DIMENSIONS
W 118,5 cm H 13,5 cm
L 11 cm Wt 5 kg

4GRDFC6
JAMMER MODULE



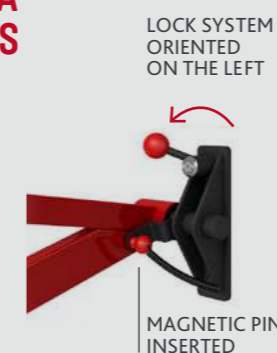
DIMENSIONS
W 142 cm H 105 cm
L 66 cm Wt 52 kg

4GRDFC9
DIPS MODULE



DIMENSIONS
W 64 cm H 30 cm
L 73,5 cm Wt 7 kg

HANDLING PANATTA MODULES



STABILIZE THE PANATTA MODULES



DFC / FIXED PANATTA MODULES

156

FUNCTIONAL - DFC CUSTOM



4GRDFC31

PUNCHING BAG MODULE



DIMENSIONS

W 8 cm H 56,5 cm
L 84,5 cm Wt 9 kg

4GRDFC29

POWER JOINT MODULE



DIMENSIONS

W 8 cm H 14 cm
L 55 cm Wt 6 kg

4GRDFC030

INCLINED SCALE MODULE



DIMENSIONS

W 122,5 cm H 110 cm
L 102,5 cm Wt 30 kg

4GRIS17

DISK HOLDER



DIMENSIONS

W 7,5 cm H 7,5 cm
L 16 cm Wt 0,4 kg

4GRDFC38

BALL TARGET MODULE



DIMENSIONS

W 30 cm H 109,5 cm
L 16,5 cm Wt 11 kg

7STDFC028V

BATTLE ROPE HOOK MODULE



DIMENSIONS

W 8 cm H 14 cm
L 10 cm Wt 1 kg

4GRDFC32

LATERAL FAT BAR - DFC 184 RIG



DIMENSIONS

W 144 cm H 23,5 cm
L 33 cm Wt 6,5 kg

4GRDFC42

CLIMBING ROPE MODULE



DIMENSIONS

W 11 cm H 208 cm
L 113 cm Wt 22,5 kg

4GRDFC47

BAR STORAGE MODULE



DIMENSIONS

W 28 cm H 5 cm
L 10 cm Wt 1,5 kg

7STDFC044V

LATERAL FAT BAR - DFC 184 ELITE/136 EDGE



DIMENSIONS

W 123 cm H 26 cm
L 33 cm Wt 6 kg



BODY HOUSE
FITNESS CLUB
ITALY



Worldwide Fitness Company

INSIDE
your functional freedom


PANATTA INSIDE

Inside nasce con l'obiettivo di consentire all'utente e al trainer la più vasta gamma di esercizi possibile nei più diversi campi di applicazione: functional, isotonico tradizionale, preparazione atletica, riabilitazione, posturale. L'estrema versatilità e le innumerevoli funzionalità dell'attrezzo ne fanno inoltre strumento ideale per l'attività del Personal Trainer che sarà così in grado di offrire al cliente workout sempre nuovi e sempre più stimolanti.

Inside was created with the goal of allowing the user and the trainer the widest possible range of exercises in various fields of application: functional, traditional isotonic, athletic training, rehabilitation, postural. The versatility and the many features of the tool also make it ideal for the activity of the Personal Trainer who will then be able to offer customers new workout ever and increasingly challenging.

n° machines: 1 + 3 external tools

Find more



FR. Inside a été fondée dans le but d'assurer à l'utilisateur et à l'entraîneur le plus large éventail possible d'exercices dans divers domaines d'application: fonctionnel, isotonique traditionnel, préparation athlétique, réhabilitation, exercices posturaux. La polyvalence et les nombreuses fonctionnalités de l'outil rendent cette machine un instrument idéal pour l'activité de l'entraîneur étant en mesure d'offrir aux clients des workout tout neufs d'entraînement et stimulants.

ES. Inside se fundó con el objetivo de permitir al usuario y al entrenador el mayor número posible de ejercicios en diversos campos de aplicación: funcional, isotónico tradicional, preparación atlética, rehabilitación, postural. La extrema versatilidad y las innumerables funcionalidades de la máquina, la convierten en un instrumento ideal para la actividad del entrenador personal, el cual será capaz de ofrecer a los clientes un workout siempre nuevo y cada vez más estimulante.

DE. Inside entsteht mit dem Ziel, dem Benutzer und dem Trainer die größt mögliche Palette an Übungen in den unterschiedlichsten Anwendungsbereichen zu ermöglichen: funktionell, isotonisch traditionell, athletische Vorbereitung, posturale Rehabilitation. Die extreme Vielseitigkeit und die unzähligen Funktionen machen dieses Gerät außerdem zum idealen Instrument für die Aktivitäten des Personal Trainers, der so seinem Kunden stets neue und immer stimulierendere Work-outs bieten kann.

RU. Inside был создан с целью предоставить возможность, как пользователю, так и тренеру выполнять широкий спектр упражнений в зависимости от потребностей: функциональной, традиционно силовой, спортивной тренировки, реабилитации, коррекции осанки. Универсальность и многие другие особенности этого тренажера делают его идеальным для персональных тренеров, которые смогут предложить клиентам новые упражнения со все более разнообразными задачами.

AR. **INSIDE** موضوعة بهدف السماح للمستخدم والمدرّب على أوسع نطاق ممكن من التدريبات في مختلف مجالات التطبيق: فعالة، قوة تقليدية، والإعداد الرياضي، وإعادة التأهيل، الوضعي، الإمكانيات والفعاليات المتعددة للجهاز يجعله مثالي لأنشطة المدرّب الشخصي الذي بدوره سيقدّم للزبون تمارين جديدة ومنتشقة.

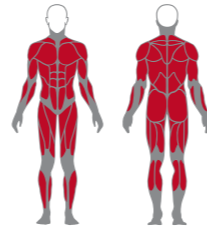


INSIDE
YOUR FUNCTIONAL FREEDOM




INSIDE

- 11N101 INSIDE
- 11N201 INSIDE - PULL BENCH
- 11N202 INSIDE - PUSH BENCH
- 11N203 INSIDE - STEP
- 11N301 INSIDE - RACK
- 11N401 EDUCATIONAL KIT



INSIDE YOUR TRAINING

THE RIGHT TRAINING FOR EVERYONE



1 / FUNCTIONAL 2 / STRENGTH 3 / SPORT 4 / REHAB 5 / POSTURAL

INSIDE YOUR FREEDOM

FREE TO CHOOSE HOW TO WORKOUT

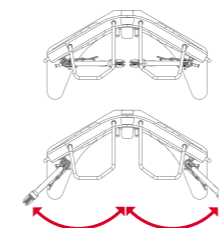
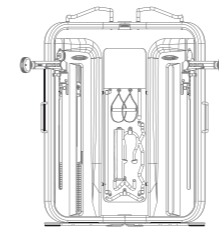


1 / SINGLE 2 / DOUBLE 3 / SMALL GROUP 4 / CIRCUIT

INSIDE YOUR SPACE

MAXIMUM IN MINIMUM SPACE

3 SOLUTIONS IN 1
 + dual adjustable pulley
 + cable crossover
 + single cable machines



3 EXTERNAL TOOLS



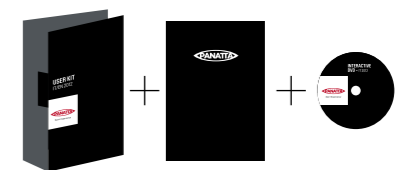
Pull bench Step Push bench

FULL OPTIONAL WALL

- 2 combo dual handgrips
- swing bar
- straight bar
- curl bar
- waist belt
- triceps rope
- pressdown bar
- multi exercise bar



MORE THAN 300 EXERCISES



EDUCATIONAL KIT
 Users guide + Interactive DVD

DIMENSIONS	LOAD	CABLE LENGTH 4 M	EASY STEP
W 93 cm H 228 cm	Std 120 kg	1:4 RATIO	2 DOCKS FOR SUSPENSION TRAINING ACCESSORIES
L 174 cm Wt 610 kg	Opt 150 kg	COMBO DUAL HANDGRIPS	



Worldwide Fitness Company

Dual Adjustable Pulley


DUAL ADJUSTABLE PULLEY

Attrezzo versatile e di facile uso consente di eseguire vari tipi di allenamento: functional training, preparazione atletica, riabilitazione e ginnastica posturale. Grazie alle regolazioni in altezza ed allo snodo free motion 360° si adatta a qualsiasi tipologia di utente.

Versatile and easy equipment, allows the user to perform various types of exercise: functional training, athletic training, rehabilitation and postural training. Thanks to the height adjustments and to the free motion joint 360° the equipment fits to any type of user.

n° machines: 2

Find more



FR. Machine éclectique et facile à utiliser permettant d'exécuter différentes typologies d'entraînement: functional training, préparation athlétique, rééducation et gymnastique posturale. Grâce aux réglages en hauteur et au dénouement free motion 360° elle s'adapte à tout type d'usager.

ES. Máquina versátil y de utilizar sencillo que permite ejecutar varios ejercicios de entrenamiento: functional training, preparación atlética, rehabilitación y gimnástica postural. Gracias a los ajustes en altura y a la junta free motion 360° se adapta a toda tipología de usuario.

DE. Ein vielseitiges und leichtbenutzbares Trainingsgerät. Damit lassen sich fachspezifisches Training, athletische Vorbereitung, Rehabilitation und alle weiteren Turnübungen ausführen. Dank optimalen Einstellungsmöglichkeiten der Höhe und Kugelgelenke passt sich der Trainingsapparat zu 360° an sämtliche Bedürfnisse der Benutzer an.

RU. Универсальный тренажёр, простой в использовании, позволяющий выполнять различные виды тренировок: функциональный фитнес-тренинг, спортивные тренировки, восстановительная и постуральная гимнастика. Благодаря регулировке по высоте и шарниру, свободно вращающемуся на 360°, он легко подстраивается под любого пользователя.

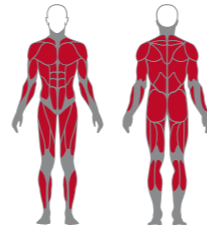
AR.

INSIDE موضوعة بهدف السماح للمستخدم والمدرّب على أوسع نطاق ممكن من التدريبات في مختلف مجالات التطبيق: فعالة، قوة تقليدية، والإعداد الرياضي، وإعادة التأهيل، الوضعي، الإمكانات والفعاليات المتعددة للجهاز يجعله مثالي لأنشطة المدرّب الشخصي الذي بدوره سيقدّم للزبون تمارين جديدة ومنتشّة.

DESIGN & MADE IN ITALY

DUAL ADJUSTABLE PULLEY

1FE123 FULL VERSION
1FE122 SMART VERSION



BIOMECHANICS

VERSATILE AND EASY EQUIPMENT



WALL - SMART VERSION



JOINT FREE MOTION 360°



DYNAMIC REGULATION SYSTEM

MORE THAN 200 EXERCISES

VARIOUS TYPES OF TRAINING



1 / UPPER



2 / LOWER



3 / CORE



4 / SPORT

FULL VERSIONS

FULL OPTIONAL WALL

DESCRIPTIVE TABLE

+ 16 movements



8 ACCESSORIES

- ▶ 2 combo dual handgrips
- ▶ swing bar
- ▶ waist bar
- ▶ curl bar
- ▶ straight bar
- ▶ triceps rope
- ▶ multi-exercise bar
- ▶ pressdown bar



FULL VERSION

SMART VERSION

DIMENSIONS (machine)

W 149 cm H 236 cm
L 119 cm Wt 400 kg

2 INDEPENDENT WEIGHT COLUMNS

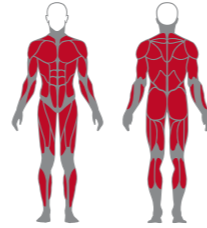
Std single column 100 kg - total 200 kg
Opt single column 120 kg - total 240 kg

SPECIFICATION

Warranty 7 years

DUAL ADJUSTABLE PULLEY SPECIAL

1FE122SR



DIMENSIONS (machine)

W 135 cm H 230 cm
L 190 cm Wt 425 kg

2 INDEPENDENT WEIGHT COLUMNS

Std 100 kg
Opt 120 kg

SPECIFICATION

Warranty 7 years

CWHITE
VIP PERSONAL TRAINING STUDIO
FRANCE



Worldwide Fitness Company

Flexibility

PANATTA FLEXIBILITY

Le panche stretching FLEXOR and EXTENSOR nascono da attente ricerche con l'intento di fornire al praticante di qualsiasi livello un supporto valido e funzionale per la pratica degli esercizi di flessibilità.

FLEXOR and EXTENSOR stretching benches come from careful research with the intent to provide the user of any level, a valid and functional support for the practice of flexibility exercises.

FR. Les bancs stretching FLEXOR et EXTENSOR issus de la recherche minutieuse dans le but de fournir à l'usager de tout niveau, un support valide et fonctionnel pour la pratique d'exercices de flexibilité.

ES. Los bancos stretching, FLEXOR y EXTENSOR, provienen de investigaciones cuidadosas con la intención de proporcionar al practicante de cualquier nivel, un soporte válido y funcional para la práctica de ejercicios de flexibilidad.

DE. Die Stretching-Bänke FLEXOR und EXTENSOR entstehen durch sorgfältige Forschung mit der Absicht, dem Benutzer jede Art von wertvoller und funktionaler Unterstützung für die Ausübung der Flexibilitätsübungen zu bieten.

RU. Скамьи для растяжки FLEXOR и EXTENSOR созданы после тщательных исследований в стремлении предоставить пользователю любого уровня существенную и эффективную поддержку в выполнении упражнений на развитие гибкости.

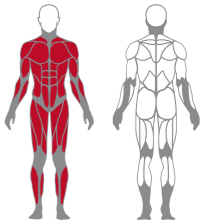
AR.

مقاعد ال FLEXOR و EXTENSOR تأتي من بحوث دقيقة لتقديم للممارس من أي مستوى كان، دعم فعال لممارسة تمارين المرونة.

DESIGN & MADE IN ITALY

STRETCHING FLEXOR BENCH

BENCHES
1FE261



EDUCATIONAL KIT



USERS GUIDE+ INTERACTIVE DVD



DIMENSIONS

W 149 cm H 104 cm L 76 cm Wt 75 kg

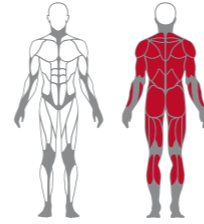
OPTIONAL

1FE401 - educational kit



STRETCHING EXTENSOR BENCH

BENCHES
1FE260




DIMENSIONS

W 149 cm H 92 cm L 73 cm Wt 67 kg

OPTIONAL

1FE401 - educational kit





Worldwide Fitness Company



PANATTA KIDS SYSTEM


ENERGIA, GIOCO, SPORT E DIVERTIMENTO

Formula originale per far divertire i bambini, facendogli recuperare l'opportunità di fare sport in funzione di una crescita armonica. Ambiente stimolante e divertenti attrezzature permettono di eseguire, in massima sicurezza, dei percorsi di apprendimento motorio sottoforma di gioco, nel rispetto della creatività del fanciullo.

ENERGY, PLAY, SPORT AND FUN

An original formula geared towards fun that gives children the opportunity to do sport to ensure their harmonious growth. A stimulating environment and fun-to-use equipment that allow children to engage in motor learning activity in the form of play, fully respecting the child creativity.

Find more



FR. ENERGIE, JEU, SPORT et DIVERTISSEMENT

Formule originale pour amuser les enfants, tout en leur donnant l'opportunité de faire du sport en fonction d'une croissance harmonieuse. Un environnement stimulant et des appareils amusants permettent d'effectuer, en toute sécurité, des parcours d'apprentissage moteur sous forme de jeu, tout en respectant la créativité de l'enfant.

ES. ENERGÍA, JUEGO, DEPORTE y DIVERSIÓN

Original fórmula para asegurar la diversión de los niños, permitiéndoles recuperar la oportunidad de hacer deporte para un crecimiento armónico. Ambiente estimulante y divertidos equipamientos permiten efectuar, con la máxima seguridad, recorridos de aprendizaje motor en forma de juego, respetando la creatividad del niño.

DE. ENERGIE, SPIEL, SPORT und SPASS

Originelle Formel, mit der Kindern auf spielerische Weise die Möglichkeit zum Betreiben von Sport als Unterstützung ihres harmonischen Wachstums gegeben wird. In anregender Umgebung können an unterhaltsamen Geräten in höchster Sicherheit motorische Lernpfade in spielerischer Form unter Wahrung der Kreativität des Kindes unternommen werden.

RU. ЭНЕРГИЯ, ИГРА, СПОРТ и РАЗВЛЕЧЕНИЕ

Оригинальная формула для развлечения детей, предоставляющая им возможность заниматься спортом в соответствии с гармоничным ростом. Стимулирующая среда и интересное оборудование дают им возможность в максимальной безопасности выполнять двигательные упражнения в игровой форме, с учётом творческих способностей ребёнка.

AR.

طاقة ولعب ورياضة ولهو
صيغة أصلية للهو الأطفال. وتمكينهم من استعادة فرصة ممارسة الرياضة حسب النمو المتناسق. بيئات مشجعة ومعدات مرحة. تسمح من تنفيذ مسارات تعلم الحركة عن طريق اللعب وضمن احترام إبداع الطفل.

DESIGN
& MADE
INITALY



PANG MACHINE

1KD1



DIMENSIONS		LOAD	
W	85 cm	H	150 cm
L	180 cm	Std	25 kg
		Wt	97 kg

MAX MACHINE

1KD3



DIMENSIONS		LOAD	
W	85 cm	H	150 cm
L	185 cm	Std	25 kg
		Wt	95 kg

KITO MACHINE

1KD2



DIMENSIONS		LOAD	
W	85 cm	H	150 cm
L	180 cm	Std	25 kg
		Wt	85 kg

LUIZ MACHINE

1KD4



DIMENSIONS		LOAD	
W	75 cm	H	150 cm
L	220 cm	Std	25 kg
		Wt	105 kg

YUMI MACHINE

1KD5



DIMENSIONS		LOAD	
W	65 cm	H	95 cm
L	100 cm	Std	25 kg
		Wt	25 kg

CLIMBER

1KD7



DIMENSIONS		LOAD	
W	110 cm	H	182 cm
L	110 cm	Std	70 kg
		Wt	70 kg

ALEX RUNNER

1KD6



DIMENSIONS		LOAD	
W	70 cm	H	110 cm
L	170 cm	Std	50 kg
		Wt	50 kg

PUNCHING BAG

2CZ1541+1KD18



DIMENSIONS		LOAD	
W	65 cm	H	170 cm
L	65 cm	Std	15,5 kg
		Wt	15,5 kg



CUBE

1KD9+1KD13 (TOOLS)

**DIMENSIONS**

W	82 cm	H	82 cm
L	82 cm	Wt	37 kg

OTHER KIDS CODES

1KD14	1 sqm GREEN PVC FLOOR THICKNESS 9MM - STANDARD: 42 PCS.
1KD16	1 sqm PLAY TRACK THICKNESS 9MM PVC: COLOUR YELLOW, ORANGE, RED, BLUE - STANDARD: 7+7+8+8 PCS.
1KD201	TROLLEY FOR KIDS MACHINES



WUHAN CLUB
FITNESS CLUB
CHINA



RACEWALKER

Worldwide Fitness Company

PANATTA RACE WALKER

Panatta protagonista della nuova tendenza del group training: il WALKING. Un tappeto a resistenza meccanica, stabile, compatto e dal design moderno, nato dall'esperienza Panatta. Permette di replicare il movimento naturale della camminata in modo fluido e sicuro.

Panatta is a key player in the new trend of group training: WALKING. A mechanical resistance treadmill, stable, compact, featuring modern design, born of the experience of Panatta. Makes it possible to replicate the natural movement of walking in a fluid and safe manner.

FR. Panatta protagoniste de la nouvelle tendance du group training: le WALKING. Un tapis à résistance mécanique, stable, compact au design moderne, né de l'expérience Panatta. Il permet de répéter le mouvement naturel de la marche de façon fluide et sûre.

ES. Panatta protagonista de la nueva tendencia del entrenamiento en grupo: el WALKING. Un tapete de resistencia mecánica, estable, compacto y con un moderno diseño, nacido de la experiencia Panatta. Permite replicar el movimiento natural de caminar en manera fluida y segura.

DE. Panatta ist führend beim neuen Trend des Gruppentrainings: dem WALKING. Ein Laufband mit mechanischem Widerstand, stabil, kompakt und mit modernem Design, Frucht der Erfahrung bei Panatta. Erlaubt das Nachahmen der natürlichen Bewegung des Gehens auf flüssige und sichere Art.

RU. Panatta является лидирующей компанией, занимающейся новой тенденцией групповых тренировок: WALKING. Ковёр, отличающийся механической прочностью, стабильностью, компактностью и современным дизайном, родился благодаря опыту, накопленному Panatta. Он позволяет повторять естественное движение ходьбы плавным и безопасным образом. Занимает мало места.

AR. تعتبر شركة Panatta من أوائل الشركات التي تبنت الاتجاه الجديد المعروف باسم group training : ألا وهو آلة WALKING. بساط ذات مقاومة ميكانيكية ومستقر وصلب وذات تصميم حديث ونابع من خبرة شركة Panatta.



RACE WALKER

1CF60



RESISTANCE ADJUSTMENT



ADJUSTMENTS



SPACE-SAVING



DIMENSIONS (closed)

W 81 cm H 150 cm
L 63 cm Wt 93 kg

DIMENSIONS (open)

W 81 cm H 150 cm
L 150 cm Wt 93 kg

MACHINE WEIGHT

93 kg
TREADMILL SURFACE (LxW)
42x128 cm

AVAILABLE COLORS

See atelier section





Worldwide Fitness Company

AEROBIC



BODY PUMP DISK RACK / SET OF WEIGHTS

DISK RACK / 1AB309



SET OF WEIGHTS

DIMENSIONS

W	115 cm	H	113 cm
L	55 cm	Wt	75 kg

CODE N. WEIGHT THICKNESS DIAMETER

2CZ1265	2	5 kg	6 cm	25 cm
2CZ1262	2	2 kg	4,5 cm	25 cm
2CZ1261	2	1 kg	4 cm	25 cm

BODY PUMP BARBELL RACK / SOFT BARBELL

BARBELL RACK / 1AB308

SOFT BARBELL / 1BC55



DIMENSIONS

W	130 cm	H	125 cm
L	55 cm	Wt	27 kg

DIMENSIONS

W	1,8 kg	ø	25 cm
---	--------	---	-------





AEROBIC WEIGHTS DUMBBELLS / DUMBBELLS RACK

DUMBBELL RACK / 1AB306

STANDARD COMBINATION FOR AEROBIC DUMBBELL RACK:

N.60	2CZ136160	>	1 kg
N.20	2CZ1362	>	2 kg
N. 8	2CZ1363	>	3 kg
N. 6	2CZ1364	>	4 kg
N. 6	2CZ1365	>	5 kg



DUMBBELLS RACK
W 107 cm H 85 cm
L 43 cm Wt 30 kg

DUMBBELLS	Weight
2CZ1361	1 KG
2CZ1362	2 KG
2CZ1363	3 KG
2CZ1364	4 KG
2CZ1365	5 KG

LES MILLS SMARTSTEP PRO

2CZ1200



LES MILLS SMARTSTEP PRO (1 DECK + 4 RISERS)
W 106 cm H 5 cm / 15 cm with 4 risers
L 42 cm

FIT BALL

2CZ0055
2CZ0065



DIAMETER
2CZ0055 55 cm
2CZ0065 65 cm

PRO BAG BOXING GLOVES / PRO BAG

BOXING GLOVES / 2CZ1522



PRO BAG / 2CZ1541



ADJUSTMENTS 3
HEIGHT 170 CM / 185 CM / 200 CM
DIAMETER 60 CM
WEIGHT 18 KG

TANNING CREAM

2CZ6



TANNING CREAM 100 gr

WALLBAR

2CZ107

2CZ108



DIMENSIONS DOUBLE MODULE 180x250 cm
DIMENSIONS SINGLE MODULE 90x250 cm





interior
DESIGN YOUR SPACE

Worldwide Fitness Company

INTERIOR DESIGN YOUR SPACE

Con gli arredi firmati Panatta, forme, colori e materiali definiscono ambienti piacevoli ed eleganti. In linea con le ultime tendenze di design, Panatta propone uno stile in grado di rispecchiare la filosofia del club e di generare un'immediata sensazione di comfort e praticità.

With the furnishings provided by Panatta, shapes, colours, and materials define a pleasant and elegant environment. In line with the latest design trends, Panatta proposes a style that reflects the club's philosophy and gives an immediate sensation of comfort and practicality.

FR. Avec les vestiaires signés Panatta, les formes, les couleurs et les matériaux caractérisent des environnements agréables et élégants. Dans la ligne des dernières tendances du design, Panatta propose un style qui reflète la philosophie du club et qui génère une sensation immédiate de confort et un caractère fonctionnel.

ES. Con las decoraciones de la marca Panatta las formas, los colores y los materiales definen ambientes placenteros y elegantes. En línea con las últimas tendencias de diseño, Panatta propone un estilo capaz de reflejar la filosofía del club y generar una inmediata sensación de comodidad y practicidad.

DE. Mit Einrichtungen aus dem Hause Panatta werden durch Formen, Farben und Materialien angenehme und elegante Räume definiert. Entsprechend der neuesten Designtrends bietet Panatta einen Stil, der die Philosophie des Clubs widerspiegelt und sofort das Gefühl von Komfort und Zweckmäßigkeit erzeugt.

RU. Созданный компанией Panatta интерьер, формы, цвета и материалы придают помещениям приятный вид и элегантность. В соответствии с последними тенденциями дизайна компания Panatta предлагает стиль, который может отразить философию клуба и сразу же создать чувство комфорта и практичности.

AR. الأشكال والألوان والمواد تحدد معالم البيئات الممتعة والأنيقة من خلال الأثاث الذي يحمل ماركة Panatta. قامت شركة Panatta، انطلاقاً من الاتجاهات الأخيرة للتصميم، بعرض طراز جديد قادر على تلبية فلسفة النادي وخلق إحساس فوري بالراحة والعملية.



HALF-DOOR LOCKERS / ARMADIETTI

HORIZONTAL CUT / ANTA CORTA

2AS101

2AS102



TWO SECTIONS

FOUR SECTIONS

HALF-DOOR LOCKERS / ARMADIETTI

"S" CUT / TAGLIO AD "S"

2AS001

2AS002



TWO SECTIONS

FOUR SECTIONS

FULL-DOOR LOCKERS / ARMADIETTI

FULL-DOOR LOCKERS / ANTA LUNGA

2AS201

2AS202



ONE SECTION

TWO SECTIONS

CORNER LOCKERS / ARMADIETTI

CORNER

2AS051



BENCHES / PANCHE

SMART VERSION / VERSIONE SMART

2AS011 (1M)

2AS011 + 2AS011 (1M)

2AS013 (2M)

2AS013 + 2AS013 (2M)



FRONT

FRONT + BACK

BENCHES / PANCHE

FULL VERSION / VERSIONE FULL

2AS010 (1M)

2AS010 + 2AS010 (1M)

2AS012 (2M)

2AS012 + 2AS012 (2M)



FRONT

FRONT + BACK

MIRRORS / SPECCHI

2AS053

2AS052



MIRROR UNIT

MIRROR

MIRRORS / SPECCHI

2AS054



MIRROR

SECURITY BOXES

CRASH HELMET HOLDER / PORTACASCHI

2AS007

2AS008



SINGLE MODULE

DOUBLE MODULE

SECURITY BOXES

STORAGE BOX FOR VALUABLE ITEMS / PORTAVALORI

2AS004

2AS005



SINGLE MODULE

DOUBLE MODULE

**LOCKING SYSTEM /
TIPOLOGIA DI CHIUSURA**

PADLOCK LOCKING SYSTEM / CHIUSURA A LUCCHETTO

Other locking systems availables on demand / optional

COMPARATIVE TABLE



TYPE TIPOLOGIA	Half-door Anta corta		"S" shaped cut Anta ad S		Full-door Anta lunga		Corner lockers Angoliera	Storage box Portavalori		Helmet holder Portacaschi		Mirror Specchiera	Mirror unit Mob. Spec.
Length Lunghezza (cm)	40	80	46,5	90,5	40	80	84	37,5	73	37,5	73	80	80
Height Altezza (cm)	200	200	200	200	200	200	200	162	162	162	162	192	200
Depth Profondità (cm)	56	56	56	56	56	56	84	39	39	39	39		54,5
Diagonal Diagonale (cm)							99						
Thickness Spessore (cm)												1,8	
Modules Moduli	2	4		4	1	2		10	20	5	10		
Shelf Mensola		X	X	X	X	X						X	X
Electrical outlet Attacco corrente													X
Interruttore													X
Faretti													2
Code Codice	2AS101L	2AS102L		2AS002L		2AS202L	2AS051L	2AS004L 2AS005L		2AS007L 2AS008L	2AS052		2AS053



TYPE TIPOLOGIA	Smart Smart				Full Full			
Modules Modulo	front fronte	front/back fronte/retro	front fronte	front/back fronte/retro	front fronte	front/back fronte/retro	front fronte	front/back fronte/retro
Length (cm)	103	103	201	201	103	103		201
Height (cm)	45,5	45,5	45,5	45,5	179,5	179,5		179,5
Depth (cm)	40	80	40	80	43	86		86
Code Codice	2AS011	2AS011+2AS011		2AS013+2AS013	2AS010	2AS010+2AS010		2AS012+2AS012

COLOURS / COLORI

STANDARD COLOURS



Wengé Walnut Oak Larch Grey Elm Sand Anthracite Silver

OPTIONAL COLOURS (min quantity: 10 PIECES)



Pale Blue Acid Green Orange Red Fucsia





Worldwide Fitness Company

MARKETING SUPPORT

La Panatta si affianca alla progettazione del brand del vostro centro, andando poi a sviluppare tutta la comunicazione a 360 gradi! Dall'abbigliamento tecnico ai documenti promozionali (brochure, inviti ad eventi, fidelity card), fino ad arrivare alla corporate identity ed allo studio del sito internet del club.

Panatta helps to design the brand name of your centre, going on to develop all communication 360 degrees! From the tech clothing to the promotional documents (brochures, invitations to events, fidelity card), until developing corporate identity and the study of the club's internet site.

FR. La Société Panatta s'associe à la conception du brand de votre centre, en allant ensuite développer toute la communication à 360 degrés! En partant du vestimentaire technique jusqu'aux documents promotionnels (brochures, invitations aux évènements, carte fidélité), jusqu'à arriver à la corporate identity et à l'étude du site internet du club.

ES. Panatta ofrece apoyo en el proyecto de la marca de su centro y luego desarrolla toda la comunicación a 360 grados! Desde el vestuario técnico, los documentos promocionales (folletos, invitaciones a eventos, tarjetas de fidelidad) hasta las identidades corporativas y al estudio del sitio internet del club.

DE. Panatta steht Ihnen bei der Planung des Brands Ihres Zentrums zur Seite, wobei die gesamte Verbindung "rundherum" entwickelt wird! Von der technischen Kleidung bis hin zu Promotionen (Prospekte, Einladungen, Fidelity Card), um schließlich zur Corporate Identity und zum Entwurf der Website des Clubs zu gelangen.

RU. Компания Panatta поможет вам в разработке бренда вашего центра, разрабатывая связи с общественностью на 360 градусов! От профессиональной спортивной одежды до промоциональной документации (брошюры, приглашения на мероприятия, поощрительные карточки), до создания корпоративного образа и изучения Интернет сайта клуба.

AR. تكمل برفقتك تصميم العلامة التجارية للمركز الخاص بك. ثم تطوير كافة الاتصالات على 360 درجة! ابتداء من الملابس التقنية إلى ملفات ومستندات الترويج (الكتيبات والدعوات لحضور المناسبات. وبطاقة الوفاء) حتى تصل إلى الهوية المؤسسية ودراسة الموقع الإلكتروني للنادي.



VISUAL

PANATTA LOGO
2CZG0004



DIMENSIONS

L 70 cm
H 16 cm

VISUAL

POSTER FREE WEIGHT
2GRHP0021



DIMENSIONS

L 100 cm
H 70 cm

VISUAL

POSTER CARDIO FITNESS
2GRHP0020




DIMENSIONS

L 100 cm
H 70 cm

VISUAL

POSTER MONOLITH
2GRHP0022



DIMENSIONS

L 70 cm
H 100 cm





VISUAL

"POWERED BY" PLATE
2CZG0002GB



DIMENSIONS
L 50 cm
H 30 cm

MERCHANDISING

POLO - MALE



M 2 CZ G0201M XL 2 CZ G0201XL
L 2 CZ G0201L XXL 2 CZ G0201XXL
Your Logo on demand – min 50 pc

MERCHANDISING

PANATTA TOWEL
2CZG0020



MERCHANDISING

POLO - FEMALE



S 2 CZ G0204S L 2 CZ G0204L
M 2 CZ G0204M XL 2 CZ G0204XL
Your Logo on demand – min 50 pc

MERCHANDISING

SMART T-SHIRT - MALE



M 2 CZ G0211M XL 2 CZ G0211XL
L 2 CZ G0211L XXL 2 CZ G0211XXL
XXXL 2 CZ G0211XXXL

MERCHANDISING

GYM SACK
2CZG0022



MERCHANDISING

SMART T-SHIRT - FEMALE



S 2 CZ G0209S L 2 CZ G0209L
M 2 CZ G0209M XL 2CZG0209XL





Worldwide Fitness Company

AFTER SALE SERVICE

Affidabilità, Efficienza, Sicurezza.
Un servizio strutturato volto a garantire la soddisfazione dei nostri Clienti nel tempo.

Reliability, Efficiency, Safety.
A service designed to guarantee the constant satisfaction of our customers.

FR. Fiabilité, Efficacité, Sécurité. Un service structuré pour garantir la satisfaction de nos clients au cours du temps.

ES. Fiabilidad, eficiencia, seguridad. Un servicio estructurado dirigido a garantizar la satisfacción de nuestros clientes a lo largo del tiempo.

DE. Zuverlässigkeit, Effizienz, Sicherheit. Ein gegliederter Service zur dauerhaften Gewährleistung der Zufriedenheit unserer Kunden.

RU. Надёжность, эффективность, безопасность. Структурированная служба, направленная на гарантию удовлетворённости наших клиентов на протяжении всего времени.

AR. ثقة وكفاءة وأمان. خدمات منظمة تهدف إلى تلبية احتياجات العملاء مع الوقت.



AFTER SALE SERVICES / SERVIZI DI ASSISTENZA

RELIABLE

Panatta is a reliable partner, supporting customers with an extensive and highly organised after-sales service network.

EFFICIENT

Panatta guarantees customers a response to their requests in 24/48 h.

SECURE

With My Panatta Card, Panatta gives customers the possibility to monitor the status of their requests in real time and to interact with the company 24/7.

INTERNATIONAL NETWORK OF AUTHORISED SERVICE CENTRES

Albania	China	Hong Kong-Macau	Latvia	Netherlands	Slovenia	U.A.E.
Algeria	Cyprus	Hungary	Laos	New Zealand	South Korea	U.S.A.
Angola	Colombia	India	Lebanon	Norway	Sri Lanka	Vietnam
Austria	Czech Republic	Iran	Libya	Pakistan	Spain	Volga Region
Australia	Denmark	Iraq	Lithuania	Peru	Switzerland	
Azerbaijan	Dominican Republic	Ireland	Luxembourg	Poland	Syria	
Bahrain	Egypt	Israel	Macedonia	Portugal	Tagikistan	
Belarus	Estonia	Italy	Malaysia	Qatar	Tatarstan	
Belgium	Finland	Jordan	Maldives	Republic of Belarus	Thailand	
Bosnia - Herz	France	Kazakhstan	Mauritius	Romania	Tunisia	
Brasil	French Polynesia	Kazan	Mexico	Russian Federation	Turkey	
Bulgary	Germany	Kingdom Of Saudi	Moldavia	Senegal	U.K.	
Cambodia	Greece	Arabia	Montenegro	Serbia	Ukraine	
Chile	Holland	Kuwait	Morocco	Slovakia	Uzbekistan	



PANATTA CRM - ONLINE SUPPORT 24 HOURS A DAY, 7 DAYS A WEEK



ONLINE SUPPORT 24 HOURS A DAY, 7 DAYS A WEEK

www.panattasport.com







Worldwide Fitness Company

PANATTA LAYOUT

Panatta, grazie ad un team dedicato di professionisti, affianca i propri clienti nello studio e progettazione degli ambienti interni, proponendo una corretta ed efficace suddivisione degli spazi in linea con le sue esigenze.

Thanks to a dedicated team of professionals, Panatta assists customers in studying and designing interior environments, proposing the best and most effective layout of the spaces for each customer's needs.

FR. Grâce à une équipe spécialisée de professionnels, Panatta aide ses clients dans la conception et la création de leurs locaux internes, en leur proposant une subdivision correcte et efficace des espaces conformément à leurs besoins.

ES. Panatta, gracias a un equipo dedicado de profesionales, ayuda a sus clientes en el estudio y elaboración de los ambientes interiores, proponiendo una correcta y eficaz división de los espacios según sus necesidades.

DE. Panatta unterstützt seine Kunden mit einem Team spezialisierter Profis bei der Entwicklung und Planung der Innenräume und schlägt eine richtige und effiziente Raumaufteilung entsprechend der Bedürfnisse vor.

RU. Благодаря состоящей из специалистов команде, компания Panatta помогает своим клиентам в разработке и проектировании внутренних помещений, предлагая правильное и эффективное разделение пространства в соответствии с собственными требованиями.

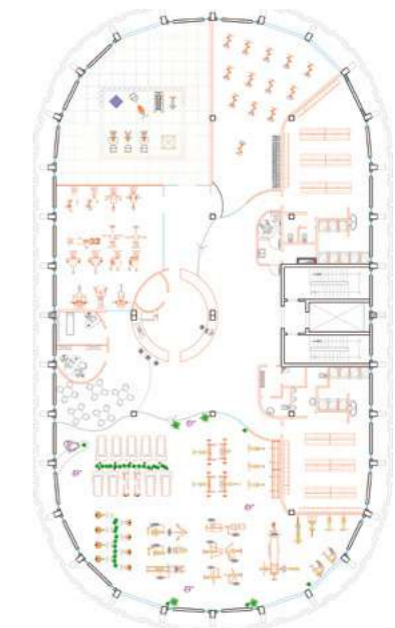
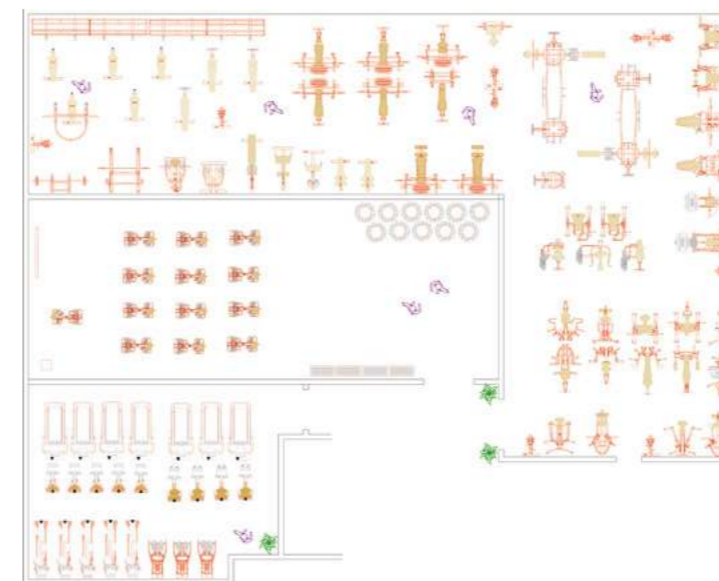
AR. تقوم شركة Panatta من خلال الاستعانة بفريق من المحترفين بمراقبة عملياتها أثناء دراسة وتصميم البيئات الداخلية. وتقدم عليهم تقسيم صحيح وفعال للمساحات ومبني على الاحتياجات المحددة للعميل.

LAYOUT

3D

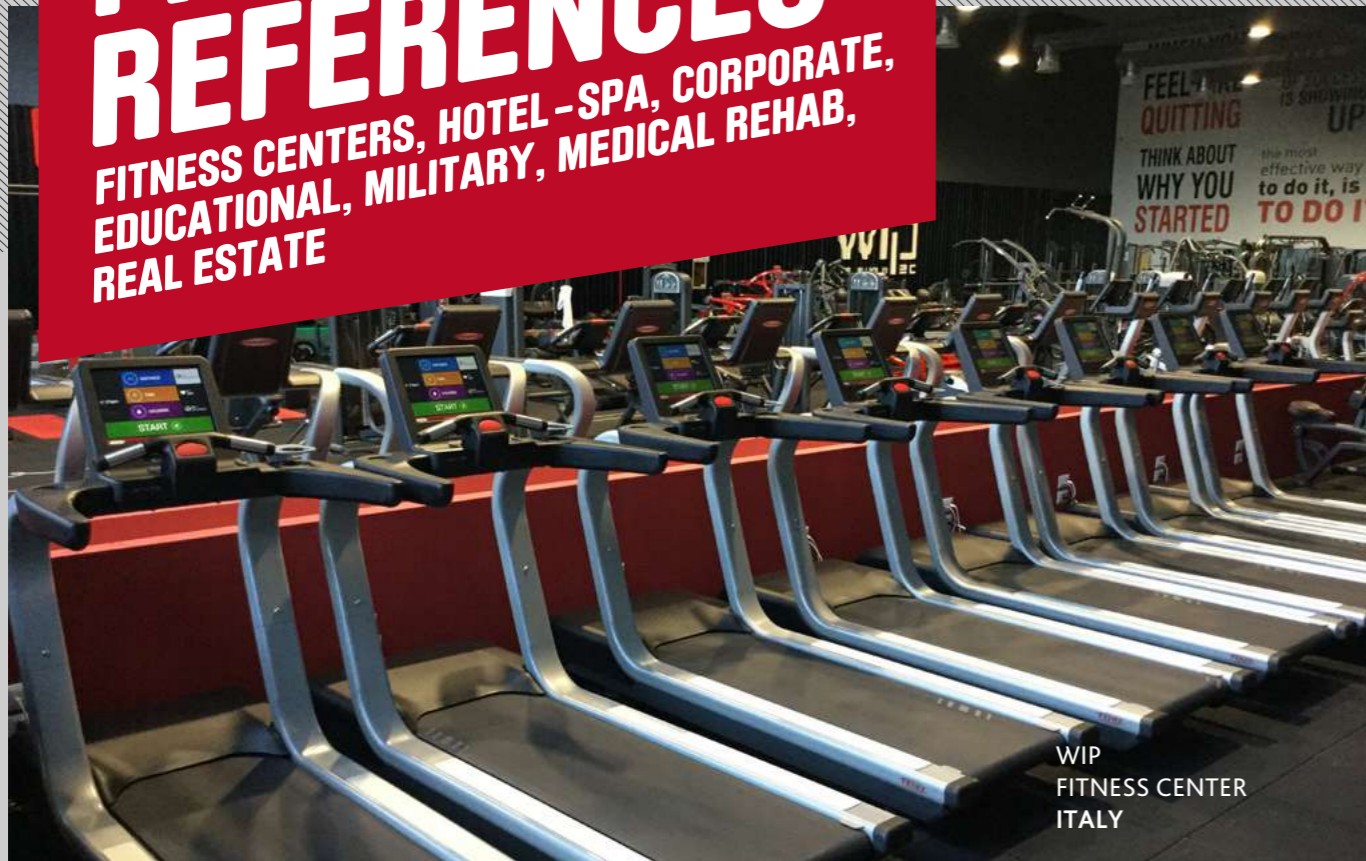


2D




PANATTA REFERENCES

FITNESS CENTERS, HOTEL-SPA, CORPORATE,
EDUCATIONAL, MILITARY, MEDICAL REHAB,
REAL ESTATE



WIP
FITNESS CENTER
ITALY



UNIVERSITY OF NICOSIA
EDUCATIONAL
CYPRUS



SPORTS WORLD
FITNESS CHAIN
MEXICO



INFINIT
FITNESS CHAIN
SPAIN



Worldwide Fitness Company



PALAIS DES SPORT MÉGEVE
SPORTS
FRANCE



FITNESS STUDIO
FITNESS CENTER
NETHERLANDS



DALLAH GYM
MALE AND FEMALE
FITNESS CHAIN
QATAR



XTREME FITNESS GYMS
FITNESS CHAIN
POLAND



Worldwide Fitness Company



FITNESS TIME
FITNESS CHAIN
KINGDOM OF SAUDI ARABIA



ERIC FAVRE GYM
FITNESS CLUB
MOROCCO



MERIDIAN GYM
FITNESS CENTER
UNITED KINGDOM



WORLD CLASS
FITNESS CHAIN
RUSSIA



Worldwide Fitness Company



RAS AL SALMIYA
KIDS' GYM
KUWAIT



GRAND HOTEL SHIRAZ
LUXURY HOTELS
IRAN



KEASYFIT
FITNESS CHAIN
SPAIN



DYMATIZE ENTERPRISES
CORPORATE
U.S.A.

ATELIER PANATTA PADDINGS



STANDARD
Single coloured padding.



EXCLUSIVE /OPTIONAL
Single coloured padding. Personalization of stitching and lateral border with the following colors: Red, Black and Silver.



ONLY BORDER
/OPTIONAL Single coloured padding. Personalization of lateral border with the following colors: Red, Black and Silver.



SPECIAL EDITION
/OPTIONAL ONLY FOR MONOLITH AND INSIDE Two kinds of black paddings. Personalization of stitching and lateral border with the following colors: Red, Black and Silver



LOGO / OPTIONAL

POSSIBILITY OF CUSTOMIZED PADDING WITH YOUR LOGO.

FRONT



LOGO ON THE FRONT PART OF THE PADDING. Max dimensions of the front logo (LxH): 14x14 cm


LATERAL



LOGO ON THE LATERAL PART OF THE PADDING. Max dimensions of the lateral logo (LxH): 20x4 cm

CODE	TEXTURE	FRONT	LATERAL
D	STANDARD	✔	✔
S	SPECIAL	⊖	✔
A	EXCLUSIVE	⊖	✔
L	ONLY BORDER	✔	✔

PADDING COLOURS



BLACK




RED



CASHMERE



RUBY




SILVER



ORANGE



BROWN



BALTIC

Other colors available on demand / optional.



FRAME COLOURS



LEG EXTENSION
 GRAPHITE FRAME
 YELLOW MOVING PARTS

- TWO OPTIONAL:**
- ✔ EXCLUSIVE PADDING
 - ✔ BICOLORED FRAME

FRAME COLOURS

STANDARD COLOURS



GRAPHITE



GLOSSY SILVER



WHITE

OPTIONAL COLOURS / 1



RED



YELLOW




GLOSSY BLACK

OPTIONAL COLOURS / 2



ORANGE




GOLD



PINK



GREEN



ONLY TRANSPARENT COATING
 ON THE FRAME

FRAME / ONE ONLY COLOUR

CHOOSE YOUR FAVORITE COLOUR



BICOLOURED FRAME / OPTIONAL

OPTIONAL AVAILABLE ONLY FOR MONOLITH AND FREWEIGHT LINES



OKSANA GRISHINA
4X MS FITNESS OLYMPIA
4X MS FITNESS INTERNATIONAL
10X ARNOLD CLASSIC CHAMPION



www.panattasport.com

DESIGNED AND **MADE IN ITALY**

ITALY

Panatta Srl
Via Madonna della Fonte 3/C
62021 Apiro (MC) Italy
Tel. +39 0733 611824
Fax +39 0733 611777
info@panattasport.it

FRANCE

Panatta France S.A.R.L.
30 Rue de l'Industrie
92563 Rueil-Malmaison
Tél. +33 (0) 1 41 39 00 40
Fax +33 (0) 1 41 29 17 16
infofr@panattasport.it



Panatta® reserves the right to modify its products and documentation at any time without prior notice. All Panatta® brand and patents are owned by Panatta s.r.l. in Italy and abroad. Panatta 2018 © Copyright. Panatta® si riserva il diritto di modificare i prodotti e la documentazione senza obbligo di preavviso. I marchi ed i brevetti Panatta® sono di proprietà della Panatta s.r.l. in Italia e all'estero. © Copyright Panatta 2018.

The accessories (dumbbells, discs and barbells) are always placed as decorum therefore not included in the machine.

DPGEN.7000.IT.EN.FR.DE.ES.RU.AR.18

graphic design: tonidigrigio.it - photos: maurizioparadisi.it



MADE IN ITALY

PANATTA IS THE LONGEST-LIVED ITALIAN COMPANY IN THE FITNESS INDUSTRY, THE ONE AND ONLY TO PRODUCE TOTALLY THE MACHINES MADE IN ITALY.

PANATTA WAS FOUNDED 5 DECADES AGO BY THE PASSION OF RUDY PANATTA, THE COMPANY BASES ITS ROOTS IN THE ORIGIN OF THE PHYSICAL CULTURE.

THE SUCCESS OF THE PANATTA BRAND IN THE WORLD HAS BEEN POSSIBLE THANKS TO THE TOTAL CONTROL OF THE DEVELOPMENT CYCLE AND THE PRODUCTION PROCESS OF EACH SINGLE MACHINE, WHOSE PRODUCTION PHASES ARE ALL CARRIED OUT INSIDE THE COMPANY. THE COMPANY EXPANDS OVER 20.000 sqm OF COMPLETE INDOOR PROPERTY PLANTS, LOCATED IN THE HEART OF THE MARCHE REGION.

HEADQUARTER

- Legal office - administrative headquarters
- Sales and Marketing departments
- Showroom of over 1200 sqm with more than 220 fitness machines to view and try out
- Engineering and Design department composed by a team of engineers and designers
- After sale office and spare parts delivery

MANUFACTURING SITE

- Laboratory of prototyping
- Laboratory of testing
- Mechanical department equipped with 16 manual welding working stations, three-dimensional Robot welding with 10 axles and numerical control machine center
- Mechanized production centre for counterweight including cutting, drilling and finishing operations (1 weight every 38 seconds)
- Polyurethane molding department with a double system for soft production (paddings) and hard components (platform, cloche, etc.)
- Powder coating plant in line: sandblasting machine for cleaning the pieces, 3 painting booths with robotic system, oven and 250 m long aerial conveyor that delivers the finished product directly to the assembly department. Operating system on multiple shifts
- Isotonic and cardio fitness assembly departments
- Quality control and final testing of every single realized product
- Logistic office and shipping with robotized packaging system

THOSE WHO CHOOSE THE BRAND PANATTA, EMBRACE A HISTORY, A TRADITION, A BIOMECHANICAL EXCELLENCE AND AN INCOMPARABLE QUALITY.



www.panattasport.com